



CENTAMIN EGYPT LIMITED

SECOND QUARTER REPORT

31 December 2009

AUSTRALIA

57 Kishorn Road, Mt Pleasant, Western Australia 6153
Telephone 618 9316 2640 Facsimile 618 9316 2650

Email centamin@centamin.com.au

Website www.centamin.com.au ABN 86 007 700 352

EGYPT

361 El-Horreya Road, Sedi Gaber, Alexandria, Egypt
Telephone 203 541 1259 Facsimile 203 522 6350

CONTENTS

REPORT TO SHAREHOLDERS	1
MANAGEMENT DISCUSSION AND ANALYSIS	1
UNAUDITED INTERIM CONSOLIDATED INCOME STATEMENT	18
UNAUDITED INTERIM CONSOLIDATED BALANCE SHEET	19
UNAUDITED INTERIM CONSOLIDATED STATEMENT OF CHANGES IN EQUITY	20
UNAUDITED INTERIM CONSOLIDATED CASH FLOW STATEMENT	21
NOTES TO THE UNAUDITED INTERIM CONSOLIDATED FINANCIAL STATEMENTS	22
CERTIFICATE OF INTERIM FILINGS	34

Centamin Egypt Limited ("Centamin" or "the Company")
(TSX:CEE, LSE:CEY)

REPORT TO SHAREHOLDERS

Highlights

Construction and Development

- ❖ Completion of Stage 1 commissioning activities with remaining Stage 2 construction activities well advanced
- ❖ Process Plant performing in accordance with design specifications

Operations

- ❖ Mill throughput commenced following completion of Stage 1 construction activities
- ❖ Continued increase in open pit mine production in both material and ore movement
- ❖ Underground decline development underway
- ❖ Sukari Resource upgraded to a Measured and Indicated Resource of 210.2Mt @ 1.52g/t Au for 10.29Moz Au with an Inferred Resource of 66.3Mt @ 1.6g/t Au for 3.4 Moz Au
- ❖ 15,337m of resource diamond drilling completed
- ❖ Eight drill rigs on site continuing resource definition drilling to target Hapi, Amun Deeps and Pharaoh Zone
- ❖ Regional Exploration continues – drilling commenced at Quartz Ridge Main Quartz Vein structure during the quarter with 16 holes for 1,436m completed to date. Drilling confirms mineralised quartz vein shear zone structure
- ❖ Significant intersections received for the quarter include:
 - D1470 – 20m @ 3.61g/t from 310m
 - D1471 – 19m @ 13.7g/t from 804m
 - D1479 – 16m @ 8.16g/t from 547m
 - D1482 – 21m @ 4.19g/t from 593m
 - D1490 – 45m @ 2.11g/t from 325m
 - D1494 – 24m @ 3.19g/t from 311m

Corporate

- ❖ Successfully migrated to the main board of the London Stock Exchange in November 2009

Subsequent Events

- ❖ Commencement of gold exports to a nominated overseas gold refinery
- ❖ ASX delisting completed
- ❖ Total reserves increased to 7.1 million ounces

Commenting on the quarterly report Josef El-Raghy, Managing Director/CEO of Centamin, stated:

"The quarter saw the maiden feed through our mills at Sukari. This follows the successful completion of Stage 1 construction activities and the achievement of design throughput from the Sukari processing facility. We have also seen the first gold being exported and sold at spot prices from Sukari which represented one of the last major milestones in project execution. From the rate of production and the recovery rates reached so far, Centamin remains on track to hit its production target of over 200,000 oz Au in the current calendar year. Corporately, our move to the Main Market of the London Stock Exchange during the quarter was another step in the Company's growth as the Company continues to evolve from a junior explorer to a significant gold producer".

SUKARI GOLD PROJECT - CONSTRUCTION

Stage 1 (oxide circuit) commissioning activities were completed during the December 2009 quarter, with regular and sustained ore throughput achieved late in the quarter. Stage 2 (sulphide circuit) construction is well advanced with completion scheduled for February / March. Workforce levels have reduced in line with the completion of construction activities and transition into full production from the Sukari Gold Project. Engineering works for expansion of throughput to 8 – 10 mtpa will commence in quarter one of 2010.

SUKARI GOLD PROJECT - OPERATIONS

	Unit Measure	Dec 2009 Quarter	Sept 2009 Quarter	% Change Dec vs. Sept Quarter
Ore Mined	'000 tonnes	894	904	1% ▼
Total Material Movement	'000 tonnes	3,914	3,458	13% ▲
Ore Processed	'000 tonnes	140	-	n/a
Head Grade	grams/tonne	1.11	-	n/a
Gold Recovery	%	70.6	-	n/a
Gold Produced	ounces	1,118	-	n/a

Mine Production

Centamin conducts its open pit mining operations on an 'owner operator' basis. Primary mining fleet includes ten CAT785C rear dump trucks and two O&K RH120E excavators with additional mine support equipment in place. During the quarter, a third O&K RH120E excavator was commissioned and commenced mining operations. Additional trucking fleet is currently being shipped to Sukari and will be commissioned during the June 2010 quarter.

During the quarter, ore was mined in Stage 1 from the 1136RL to 1112RL bench and in Stage 2 from 1178RL to 1170RL. 37,023 grade control metres in Stage 1 and Stage 2 were completed to the 1088RL and 1160RL respectively. For the December quarter, a total of 893,694 tonnes of ore @ 0.82g/t Au was mined. Total waste movement for the December quarter was 3.9M tonnes, with a resulting stripping ratio of 4.4:1. Ore grades achieved during the December quarter are in line with oxide ore forecasts and in accordance with mine development expectations. Access to transitional ore areas, including the higher grade sulphide zones in Stage 2, commenced during the December quarter. As the volume of higher grade zones increases throughout 2010, the average mine grade is expected to increase in accordance with current mine development plans.

Drilling and mapping has shown high grade gold is associated with strongly sheared and sericite-hematite altered porphyry; with stock works of extensional quartz veins and sheared contacts with the hangingwall rocks. Correlations between the resource model and grade control continue to be satisfactory, with mineralised controlling structures adequately appearing in the grade control and mapping. To date, ore mined from Phase 1 and Phase 2 is 14% higher in gold ounces compared to the reserve model. This is encouraging as we mine the top of Sukari Hill where there is minimal resource drilling data coverage due to the steepness of the topography.

Processing

Mill throughput commenced during the quarter, with 140,101 tonnes milled through to the end of the quarter. Since the commencement of ore treatment, average mill throughput rates and recoveries have increased steadily and have been consistently achieving design capacity since the end of the December quarter. A further 85,000 tonnes of crushed material has been transferred to dump leach pads during the quarter. A total of 809,000 tonnes at 0.7 g/t have been transferred to the dump leach pads since inception of leaching operations.

UNDERGROUND MINE DEVELOPMENT

Underground development at Sukari continues to progress well. The Amun decline recorded a total advance of 147 metres through to the end of December.

The initial development has encountered variable ground conditions which were expected in the footwall and close to surface. These have been managed with simple ground support regimes, and have not affected the advance rates anticipated. In the coming quarter, development rates will be increasing as more personnel are mobilised. Planned development is expected to

provide initial access to the orebody towards the end of 2010. Stopping panels are scheduled to commence production in early 2011.

The Company believes it has the opportunity to increase production by accessing higher grade ore from an underground mine. The aim is to access this higher grade ore earlier than otherwise would have been scheduled through surface mining. As well as providing the haulage access for the planned underground operation, the decline will also provide a platform from which to delineate deeper targets which may form the basis of a larger underground operation looking forward.

An initial underground mining rate of 500,000 tonnes per annum at a grade between 5-10g/t Au is being targeted thus bringing higher grade ore feed into production earlier than otherwise would have been scheduled through surface mining averaging circa 2g/t.

RESOURCE DEFINITION

As previously reported in December 2009, the Sukari mineral resource was upgraded to 10.29Moz Measured and Indicated, plus 3.4Moz Inferred. The total Global Resource increased by 374,000 oz Au (4%) Measured and Indicated, and 175,000 oz Inferred (5%). Measured and Indicated resources account for 75% of global resources.

Table 1 - Total Resource (December 2009)

Cut-off	Measured		Indicated		Total			Inferred		
	Tonnes	Grade	Tonnes	Grade	Tonnes	Grade	Gold	Tonnes	Grade	Gold
g/t Au	(Mt)	(g/t Au)	(Mt)	(g/t Au)	(Mt)	(g/t Au)	(Moz)	(Mt)	(g/t Au)	(Moz)
0.5	78.26	1.48	131.93	1.55	210.19	1.52	10.29	66.3	1.6	3.4
0.7	56.25	1.82	95.75	1.91	152.00	1.88	9.18	47.2	2.0	3.1
1	36.65	2.35	63.59	2.45	100.24	2.42	7.78	31.2	2.6	2.7

Note to Table: Figures in table may not add correctly due to rounding

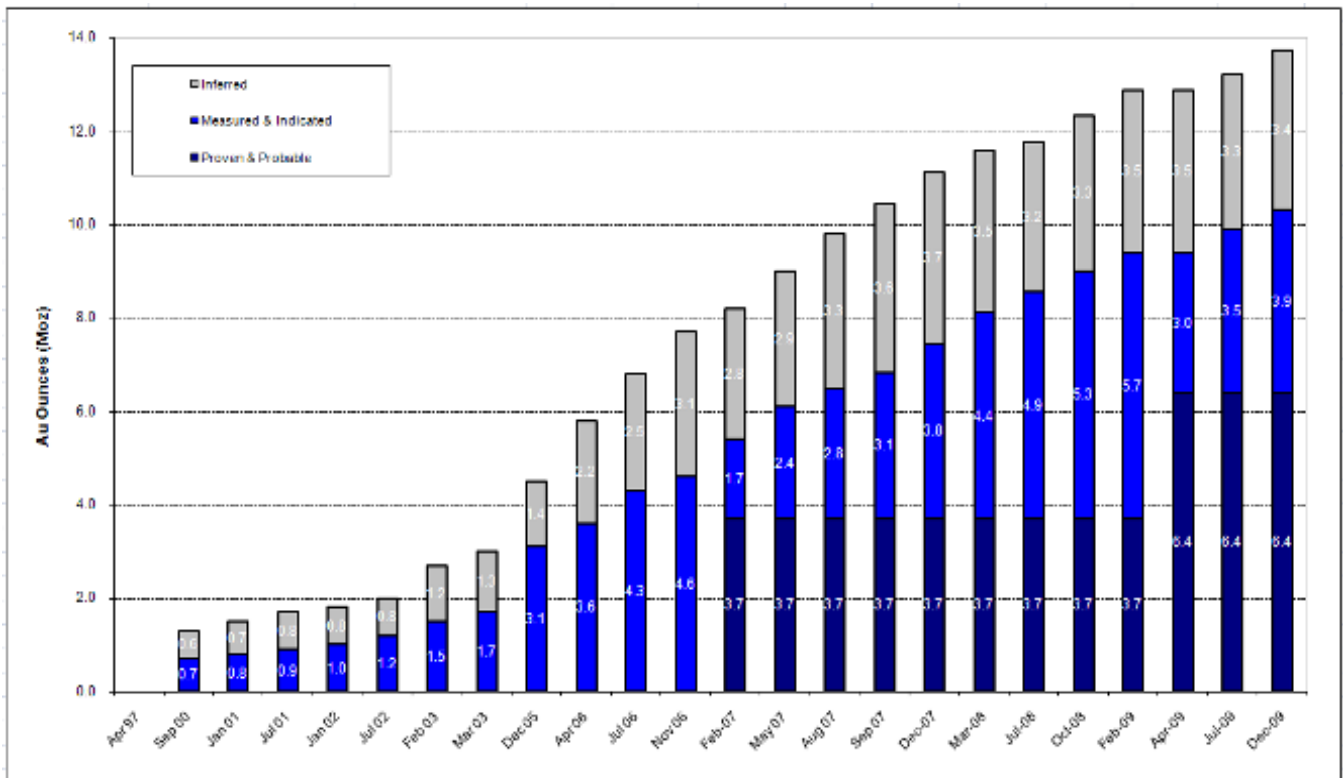


Figure 1 – Sukari resource growth graph from April 1997 to December 2009

South of 11312.5N (ie southern half of the Sukari hill outcrop), the Measured and Indicated resource is estimated at 8.94Moz, equal to approximately 87% of the total Measured and Indicated resource. The resource increase is based on additional assay results from approximately 23,274 metres of drilling.

On 01 February 2010, the Company announced that the total reserves had increased to 7.1 million ounces from the previously reported 6.4 million ounces. The new mineral reserves are based on drilling up to 01 November 2009 and a gold price of US\$700 per ounce. Details of the new reserves calculated for Sukari are listed in the table below. The reserves have been marginally depleted using the 31 December 2009 topographic survey and exclude material mined between April and December 2009.

Sukari Open Pit Mineral Reserve Estimate as at 31 December 2009 (reported at a cut-off grade of 0.4 g/t Au for oxide and sulphide material and 0.5 g/t for transitional)							
	Proven		Probable		Mineral Reserve		
	Tonnes (Mt)	Au (g/t)	Tonnes (Mt)	Au (g/t)	Tonnes (Mt)	Au (g/t)	Cont Au (Moz)
New Reserve	69.1	1.37	90.1	1.41	159.3	1.39	7.1
Previous Reserve	64	1.38	78	1.43	142	1.4	6.4

Note to Table: new reserve figure includes 1,167,798t @ 0.74g/t for 27,762ozs in the proven category

The current reserve has been calculated from a Measured and Indicated resource of 210Mt at 1.5g/t Au for 10.2 million ounces. A total Measured and Indicated resource increase of 0.80 Million ounces has resulted in a 0.60 Million ounce increase in total reserves.

The Sukari pit is being developed in a number of stages and the mining and processing schedule developed for Sukari uses an elevated cutoff grade through the early years to increase the head grade to the processing plant. It is currently assumed that the material between this elevated cutoff grade and the cutoff grade used for the Mineral Reserve estimate is stockpiled and treated at the end of the project life.

EXPLORATION

During the quarter, resource definition drilling continued to be mainly concentrated in the Pharaoh zone north of 11300N, following the high grade Hapi Zone at depth, deeper Hapi zones at the basal porphyry contacts, the west dipping high grade shear zone basal porphyry contact at the eastern margins and other mineralised structures within the porphyry (Figure 2). Drilling also occurred in the south of the Sukari porphyry from Wadi Fault testing the along strike continuity of the Amun Deeps porphyry blocks and mineralisation, Hapi Zone and Downthrust Zone from 10800N northwards.

Several encouraging high grade assay intersections have been returned from the Pharaoh Zone in the targeted Hapi Zone, deeper Hapi and eastern basal porphyry contact zones (Figure 2), and deep drilling in the Ra Zone between 10800N and 11000N intersected high grade porphyry blocks in the Amun Deeps and Downthrust zones. Results have significantly increased the resource base and advanced understanding of the complex controls on gold mineralisation along strike and at depth.

The drilling continues to show the high grade Hapi and related zones extend from the far south Amun Zone north to the area of current drilling in the Ra and Pharaoh zones. These zones, along the entire strike length of the Sukari Hill (2.5km), are the target of current infill and extension drilling with eight diamond coring rigs.

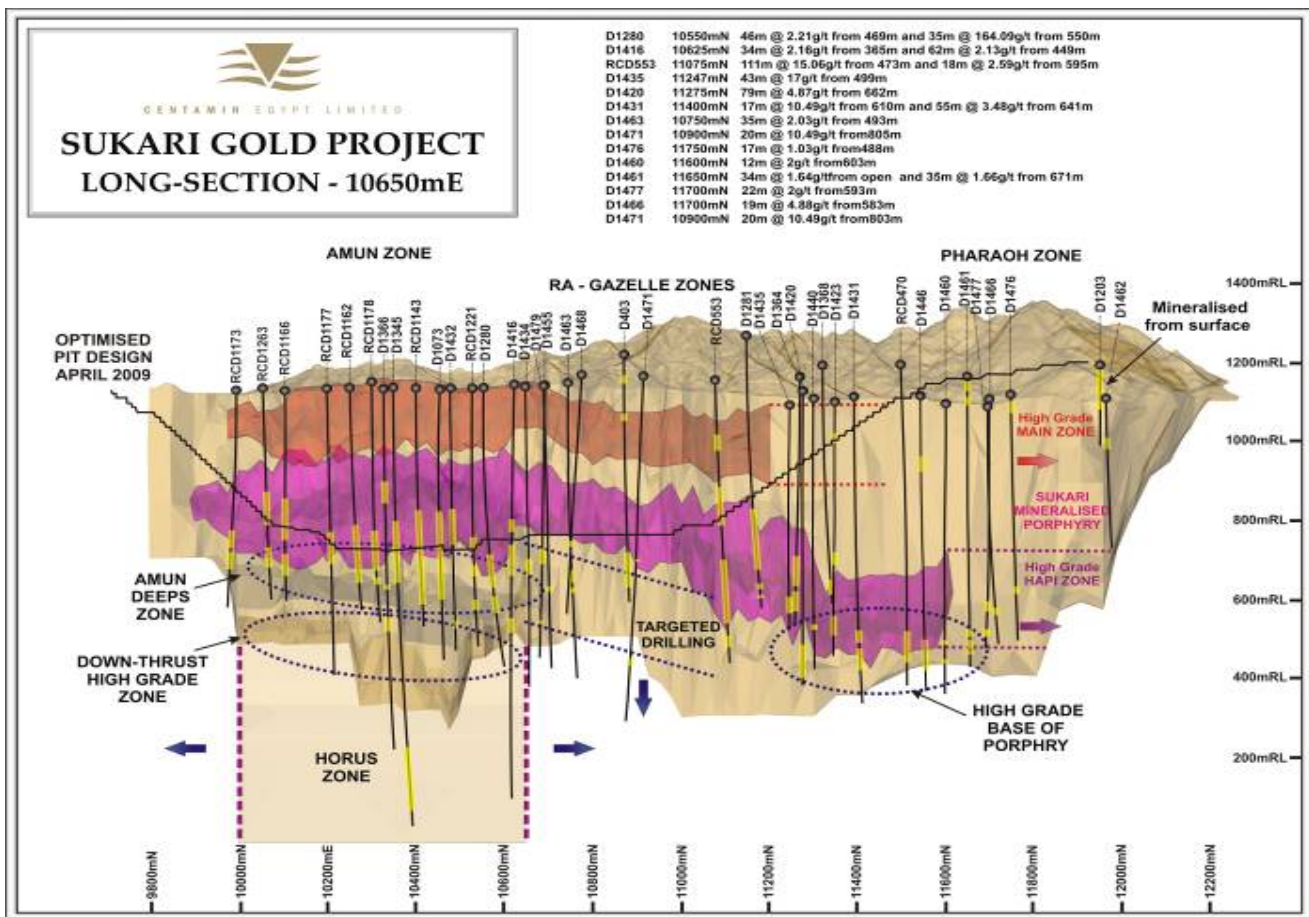


Figure 2 – Long Section through Sukari Porphyry showing current target areas and significant intersections

REGIONAL EXPLORATION

Work continued on the Quartz Ridge prospect, with RC drilling having completed 16 holes for 1,436m. A further 10 holes for approximately 1400m remain.

Significant mineralisation has been intersected in north-south orientated drilling intersecting the quartz reef at 10m to 60m below wadi level. As predicted from the surface results, gold is focused in the quartz reef with minor mineralisation occurring as a weak alteration geochemical halo in the wallrock adjacent to the vein. Drilling is continuing.

CORPORATE

Following completion of due diligence during the quarter, the Company was admitted to the Official List of the UK Listing Authority and commenced trading on the London Stock Exchange's Main Market for listed securities on 06 November 2009.

The Company had earlier announced its intention to be removed from the Australian Securities Exchange ("ASX") official list. The application for removal from the ASX official list was announced in October 2009 in an effort to streamline listing and compliance costs. Removal from the ASX official list occurred on 29 January 2010.

At the Annual General Meeting on 27 November 2009, Mr Sami El-Raghy announced he would be stepping down as the Chairman of Centamin and as a member of the Board on 31 December 2009 to pursue new personal endeavours and challenges. Sami has overseen a successful transformation of the Company from a mining exploration company into a significant gold producer. Mr Gordon Brian Speechly also stepped down from the Board on 31 December 2009 due to other work commitments. Mr Speechly has been a director of the Company since 15 August 2000. Further appointments to the Board are currently being considered.

The Company remains debt free, unhedged and able to aggressively pursue further exploration and development activities, including the underground development of the high grade Amun Deeps Zone.

On behalf of Centamin Egypt Limited



Josef El-Raghy
Managing Director/CEO
12 February 2010

For more information please contact:

Centamin Egypt Limited
+ 61 (8) 9316 2640
Josef El-Raghy
www.centamin.com

Buchanan Communications Limited
+ 44 (0) 207 7466 5000
Ben Willey
Bobby Morse

Quality Assurance and Control and Qualified Person

The information in this report that relates to ore reserves has been compiled by Mr Andrew Pardey. Mr Pardey is a Member of the Australasian Institute of Mining and Metallurgy and is a full time employee of the Company. He has sufficient experience which is relevant to the style of mineralisation and type of deposit under consideration and to the activity he is undertaking, to qualify as a "Competent Person" as defined in the 2004 Edition of the "Australasian Code for Reporting of Exploration Results, Mineral Resources and Ore Reserves" and is a "Qualified Person" as defined in the "National Instrument 43-101 of the Canadian Securities Administrators" and "CIM Definition Standards For Mineral Resources and Mineral Reserves" of December 2005 as prepared by the CIM Standing Committee on Reserve Definitions of the Canadian Institute of Mining. Mr Pardey's written consent has been received by the Company for this information to be included in this report in the form and context which it appears.

The information in this report that relates to ore reserves has also been independently verified by Mr Pieter Doelman, an employee of Coffey Mining Pty Ltd Perth. Mr Doelman is a Member of the Australasian Institute of Mining and Metallurgy and has sufficient experience, relevant to the style of mineralisation and type of deposit under consideration and to the activity he is undertaking, to qualify as a "Competent Person" as defined in the 2004 Edition of the "Australasian Code for Reporting of Exploration Results, Mineral Resources and Ore Reserves" and is a "Qualified Person" as defined in the "National Instrument 43-101 of the Canadian Securities Administrators" and the "CIM Definition Standards For Mineral Resources and Mineral Reserves" of December 2005 as prepared by the CIM Standing Committee on Reserve Definitions of the Canadian Institute of Mining. Mr Doelman consents to the inclusion of this estimate in reports.

The information in this report that relates to mineral resources is based on work completed independently by Mr Nicolas Johnson, who is a Member of the Australian Institute of Geoscientists. Mr Johnson is a full time employee of Hellman and Schofield Pty Ltd and has sufficient experience which is relevant to the style of mineralisation and type of deposit under consideration and to the activity which he is undertaking to qualify as a "Competent Person" as defined in the 2004 edition of the "Australasian Code for Reporting of Exploration Results, Mineral Resources and Ore Reserves" and is a "Qualified Person" as defined in "National Instrument 43-101 of the Canadian Securities Administrators". Mr Johnson consents to the inclusion in the report of the matters based on his information in the form and context in which it appears.

Information in this report which relates to exploration, geology, sampling and drilling is based on information compiled by geologist Mr Richard Osman who is a full time employee of the Company, and is a member of the Australasian Institute of Mining and Metallurgy with more than five years experience in the fields of activity being reported on, and is a "Competent Person" for this purpose and is a "Qualified Person" as defined in "National Instrument 43-101 of the Canadian Securities Administrators". His written consent has been received by the Company for this information to be included in this report in the form and context which it appears.

The assay samples were analysed by Ultra Trace Pty Ltd, Canning Vale, Western Australia.

Refer to the updated Technical Report which was filed in May 2009 for further discussion of the extent to which the estimate of mineral resources/reserves may be materially affected by any known environmental, permitting, legal, title, taxation, socio-political, marketing or other relevant issue.

Table 1 – Significant Intersections from the Sukari Gold Project - December 2009 Quarter

HOLE	NORTH	EAST	DIP	AZI	EOH	FROM	TO	INTERVAL	AUAR1
D1470	11300	10948	-85	270	584.8				
					<i>incl.</i>	326	327	1	16.1
					<i>incl.</i>	530	531	1	19.0
D1471	10900	10945	-63	270	991.2	804	823	19	13.7
					<i>incl.</i>	817	818	1.3	172.0
					<i>incl.</i>	821	822	1	27.2
D1474	10850	10955	-67	270	899.2	359	361	2	11.8
D1475	11425	10890	-86	270	698.5				
					<i>incl.</i>	352	353	1	12.7
D1476	11750	10867	-84	270	623.8				
					<i>incl.</i>	578	579	1	18.0
D1479	10700	10827	-68	270	778.5				
					<i>incl.</i>	561	562	1	108.0
D1482	11750	10866	-63	270	653.8				
					<i>incl.</i>	40	41	1	10.3
					<i>incl.</i>	612	614	2	26.9
D1485	10825	10791	-66	270	611.4				
					<i>incl.</i>	513	514	1	16.3
D1492	11675	10813	-85	270	658.3				
					<i>incl.</i>	647	648	1	51.5
D1494	11450	10913	-87	270	637.8				
					<i>incl.</i>	313	316	3	18.26

Note: Intervals shown in the table are down hole intercepts, drilled at high angles relative to the internal mineralized structures and the Sukari Porphyry; true widths do not apply or are not used in drilling the stockwork style mineralization at Sukari

MANAGEMENT DISCUSSION AND ANALYSIS

The following Management's Discussion and Analysis of the Financial Condition and Results of Operations ("MD&A") for Centamin Egypt Limited (the "Company" or "Centamin") should be read in conjunction with Unaudited Interim Consolidated Financial Statements for the three months ended 31 December 2009 and related notes thereto. The effective date of this report is 12 February 2010.

The accompanying unaudited interim consolidated financial statements have been prepared in accordance with generally accepted accounting principles in Australia. The financial statements are prepared using the same accounting policies and methods of application as those disclosed in Note 1 to the consolidated financial statements for the year ended 30 June 2009, but they do not include all the disclosures required by Australian Accounting Standards for annual financial statements.

In addition to these Australian requirements, further information has been included in the Unaudited Interim Consolidated Financial Statements for the three months ended 31 December 2009 in order to comply with applicable Canadian securities law, as the Company is listed on the Toronto Stock Exchange.

Additional information relating to the Company, including the Company's most recent Annual Report for the year ended 30 June 2009 and other public announcements is available at www.centamin.com.

All amounts in this MD&A are expressed in United States dollars unless otherwise identified.

FORWARD LOOKING STATEMENTS

Some of the statements contained in this MD&A, including those relating to strategies and other statements, are predictive in nature, and depend upon or refer to future events or conditions, or include words such as "expects", "intends", "plans", "anticipates", "believes", "estimates" or similar expressions that are forward looking statements. Forward looking statements include, without limitations, the information concerning possible or assumed further results of operations as set forth herein. These statements are not historical facts but instead represent only expectations, estimates and projections regarding future events and are qualified in their entirety by the inherent risks and uncertainties surrounding future expectations generally.

The forward looking statements contained in this MD&A are not guarantees of future performance and involve certain risks and uncertainties that are difficult to predict. The future results of the Company may differ materially from those expressed in the forward looking statements contained in this MD&A due to, among other factors, the risks and uncertainties inherent in the business of the Company. The Company does not undertake any obligation to update or release any revisions to these forward looking statements to reflect events or circumstances after the date of this MD&A or to reflect the occurrence of unanticipated events.

GENERAL

Centamin is a mineral exploration and development company that has been actively exploring in Egypt since 1995. The principal asset of Centamin is its interest in the Sukari Project, located in the Eastern Desert of Egypt. The Sukari Project is at an advanced stage of development, with construction having commenced in March 2007 and the first gold bar being produced on 26 June 2009.

Optimal design throughput at the Sukari Gold Project was achieved during December 2009. On 11 January 2010, the Company announced that the Sukari Gold Project had achieved yet another important milestone with the commencement of gold exports to a nominated overseas gold refinery.

The Sukari Project will be the first large-scale modern gold mine to be developed in Egypt. Centamin's operating experience in Egypt gives it a significant first-mover advantage in acquiring and developing other gold projects in the prospective Arabian-Nubian Shield.

<p>The accompanying Interim Consolidated Financial Statements for the quarter ended 31 December 2009 have been prepared in accordance with generally accepted accounting principles and have not been reviewed or audited by the Company's Auditors.</p>
--

SELECTED FINANCIAL INFORMATION FROM THE UNAUDITED INTERIM CONSOLIDATED INCOME STATEMENTS

	Three Months Ended 31 December		Six Months Ended 31 December	
	2009 US\$'000	2008 US\$'000	2009 US\$'000	2008 US\$'000
Revenue	148	999	450	2,106
Other income	886	10	886	10
Corporate administration expenses	(1,519)	(380)	(2,352)	(914)
Foreign exchange gain / (loss)	661	(21,876)	2,595	(25,204)
Share based payments	(966)	106	(1,477)	(360)
Other expenses	(543)	(85)	(644)	(72)
Profit (loss) before income tax	(1,333)	(21,226)	(542)	(24,434)
Tax (expense)/income	-	-	-	-
Net profit (loss) for the period	(1,333)	(21,226)	(542)	(24,434)
<i>Earnings per share</i>				
- Basic (cents per share)			(0.05)	(2.78)
- Diluted (cents per share)			(0.05)	(2.78)

Revenue reported comprises interest revenue applicable on the Company's available cash and working capital balances and term deposit amounts. On a comparative year to date basis the *Revenue* figure is lower due to the lower average cash holdings and lower average interest rates applicable to cash holdings. Other income includes the sale of plant and equipment to a third party during the quarter.

Corporate administration expenses reported comprise expenditure incurred for communications, consultants, directors' fees, stock exchange listing fees, share registry fees, employee salaries and general office administration expenses. The amount disclosed for the three months ended 31 December 2009 period is higher than the corresponding period due to due diligence fees associated with the Company's main board listing on the London Stock Exchange.

Foreign exchange gain reported in the 2009 period is attributable to positive exchange rate movement during the period as a result of the strengthening Australian dollar against the United States dollar. The company has Australian dollar holdings to cover Australian dollar expenses in conjunction with its United States dollar holdings. The loss reported in the 2008 period was attributable to the depreciation of the Company's previous Canadian dollar holdings against the United States dollar.

Share based payments reported relate to the requirement to recognise the cost of granting options (or warrants) to directors, company executives, employees under the Employee Option Plan or for payment for services done under a contractual arrangement which are subsequently approved at a general meeting of the Company's shareholders. Calculation of the cost is done under AIFRS over the option (or warrant) vesting period.

Other expenses reported comprise non-cash expenses for depreciation and employee entitlements.

The loss after tax of the consolidated entity for the three months ended 31 December 2009 was \$1,332,538.

SELECTED FINANCIAL INFORMATION FROM THE UNAUDITED INTERIM CONSOLIDATED BALANCE SHEET

	31 December 2009 US\$'000	30 June 2009 US\$'000
Total current assets	40,053	73,364
Total non-current assets	403,957	333,058
Total assets	<u>444,010</u>	<u>406,422</u>
Total current liabilities	10,176	8,504
Total non-current liabilities	2,307	1,736
Total liabilities	<u>12,483</u>	<u>10,240</u>
Net assets	<u>431,527</u>	<u>396,182</u>

Current assets reported have decreased due to the application of funds against development expenditure of the Sukari Project.

Non-current assets reported have increased during the period as a result of the expenditure incurred with regard to ongoing exploration and construction activities at Sukari. The Company's accounting policy is to capitalise expenditure of this nature under the categories of Property, Plant and Equipment and Exploration, Evaluation & Development.

Current liabilities reported have increased during the period, in line with the commencement of operations at the Sukari Project. *Non-current liabilities* reported during the period have increased and are representative of an increasing provision for rehabilitation.

SELECTED FINANCIAL INFORMATION FROM THE UNAUDITED INTERIM CONSOLIDATED STATEMENT OF CHANGES IN EQUITY

	Three Months Ended 31 December 2009 US\$'000	Six Months Ended 31 December 2009 US\$'000
Total equity at beginning of period	426,948	396,182
Movement in issued equity	6,990	37,887
Movement in reserves	(1,078)	(2,000)
Profit/(loss) for the period	<u>(1,333)</u>	<u>(542)</u>
Total equity at end of period	<u>431,527</u>	<u>431,527</u>

Issued equity reported has increased in the three months ended 31 December 2009 due to a share placement of 19,000,000 shares and the issue of 4,200,000 shares on the exercise of unquoted employee options and broker warrants.

Reserves reported have decreased due to the exercise of employee share based options and subsequent transfer into issued equity.

Profit for the three months ended 31 December 2009 is analysed under the section Consolidated Income Statement.

SELECTED FINANCIAL INFORMATION FROM THE UNAUDITED INTERIM CONSOLIDATED CASH FLOW STATEMENT

	Three Months Ended 31 December		Six Months Ended 31 December	
	2009 US\$'000	2008 US\$'000	2009 US\$'000	2008 US\$'000
Net cash flow from operating activities	(1,223)	(3,540)	(5,211)	(6,555)
Net cash flow from investing activities	(36,407)	(25,158)	(73,337)	(53,803)
Net cash flow from financing activities	4,831	(1,241)	33,067	(762)
Net increase / (decrease) in cash and cash equivalents	(32,799)	(29,939)	(45,481)	(61,120)
Cash and cash equivalents at the beginning of the financial period	59,041	147,974	68,609	182,329
Effects of exchange rate changes	699	(20,530)	3,813	(23,704)
Cash and cash equivalents at the end of the financial period	26,941	97,505	26,941	97,505

Net cash flow from operating activities reported comprises payments for corporate salary and wages, corporate administration and compliance, and exploration expenditure costs. On a comparative three month basis, expenditure is higher due to one-off due diligence costs associated with the transition to the main board of the London Stock Exchange.

Net cash flow from investing activities reported comprises preproduction and capital development expenditures at the Sukari Project, offset by interest revenue received. On a comparative three month and six monthly basis, expenditure is higher due to construction activities associated with the development of the Sukari Gold Project.

Net cash flow from financing activities reported comprises funding obtained through the exercise of share options or warrants. The six months to 31 December 2009 also includes proceeds from the placement of 19,000,000 shares to raise \$25.5M.

FOREIGN INVESTMENT IN EGYPT

Foreign investments in the petroleum and mining sectors in Egypt are governed by individual production sharing agreements (concession agreements) between foreign companies and the Ministry for Petroleum and Mineral Resources or the Egyptian Mineral Resource Authority ("EMRA") (as the case may be) and are individual Acts of Parliament.

Title, exploitation and development rights to the Sukari Project are granted under the terms of the Concession Agreement promulgated as Law No. 222 of 1994, signed on 29 January 1995 and effective from 13 June 1995. The Concession Agreement was issued by way of Presidential Decree after the approval of the People's Assembly in accordance with the Egyptian Constitution and Law No. 61 of 1958. The Concession Agreement was issued in accordance with the Egyptian Mines and Quarries Law No. 86 of 1956 which allows for the Ministry to grant the right to parties to explore and mine for minerals in Egypt.

While the Company will be the first foreign company to develop a modern large-scale gold mine in Egypt there is significant foreign investment in the petroleum sector. Several large multinational oil and gas companies operate successfully in Egypt, some of which have long histories in the country and have dedicated significant amounts of capital. The Company believes that the successful track record of foreign investment established by these companies in the petroleum sector is an important indication of the ability of foreign companies to attract financing and receive development approvals for the construction of major projects in Egypt.

OVERVIEW OF SUKARI CONCESSION AGREEMENT

Pharaoh Gold Mines NL (PGM) a 100% wholly owned subsidiary of the Company, EGSMA (now EMRA) and the Arab Republic of Egypt (ARE) entered into the Concession Agreement dated 29 January 1995, granting PGM and EMRA the right to explore, develop, mine and sell gold and associated minerals in specific concession areas located in the Eastern Desert of Egypt identified in the Concession Agreement. The Concession Agreement came into effect under Egyptian law on 13 June 1995.

The initial term of the Concession Agreement was for one year and was extended by the parties for three two-year periods in accordance with its terms.

In accordance with the terms of the Concession Agreement, PGM undertook a feasibility study to support its application to EMRA for a "Commercial Discovery" (within the meaning of the Concession Agreement) with respect to the Sukari Project. On 09 November 2001, EMRA notified PGM that the feasibility submission had demonstrated that a Commercial Discovery had been made at the Sukari Project. As a result, the Concession Agreement was converted from exploration to exploitation status and PGM, together with EMRA, were granted an Exploitation Lease over 160 km² surrounding the Sukari Project site. The Exploitation Lease was signed by PGM, EMRA and the Egyptian Minister of Petroleum and gives tenure for a period of 30 years, commencing 24 May 2005 and extendable by PGM for an additional 30 years upon PGM providing reasonable commercial justification. The Exploitation Lease will lapse if production of gold is not achieved within 5 years of the signing date.

Following demonstration of a Commercial Discovery, PGM and EMRA were required to establish an operating company owned 50% by each party (the "Operating Company"). The Operating Company, named Sukari Gold Mining Company, was incorporated under the laws of Egypt on 27 March 2006. The Operating Company was formed to conduct exploration, development, exploitation and marketing operations in accordance with the Concession Agreement. The registered office of the Operating Company is at 361 El-Horreya Road, Sedi Gaber, Alexandria, Egypt.

The ARE is entitled to a royalty of 3% of net sales revenue from the sale of gold and associated minerals from the Sukari Project, payable in cash in each calendar half year. Net sales revenue is calculated by deducting from sales revenue all shipping, insurance, smelting and refining costs, delivery costs not payable by customers, all commercial discounts and all penalties (relating to the quality of gold and associated minerals shipped).

Under the Concession Agreement, PGM solely funds the Operating Company but is entitled to recover the following costs and expenses payable from sales revenue (excluding the royalty payable to ARE):

- all current operating expenses incurred and paid after the initial commercial production;
- exploration costs, including those accumulated to the commencement of commercial production (at the rate of 33.3% per annum); and
- exploitation capital costs, including those accumulated prior to the commencement of commercial production (at the rate of 33.3% per annum).

Recovery of capital costs shall include interest on a maximum of 50% of investment borrowed from financial institutions not affiliated with PGM provided that PGM shall use best efforts to obtain the most favourable rate of interest, not to exceed LIBOR + 1%. If costs recoverable by PGM exceed the sales revenue (excluding any royalty payable to ARE) in any financial year, the excess is carried forward for recovery in the next financial year or years until fully recovered, but in no case after the termination of the Concession Agreement.

After deduction of the royalty payments and recoverable expenses by PGM, the remainder of the sales revenue from the Sukari Project will be shared equally by PGM and EMRA except that for the first and second years in which there are net proceeds for the entire year, an additional 10% of such proceeds will be paid to PGM as an incentive (i.e. 60% to PGM and 40% to EMRA), and for each of the next two years in which there are net proceeds for the entire year, an additional 5% of such proceeds will be paid to PGM (i.e. 55% to PGM and 45% to EMRA).

In addition, under the Concession Agreement, certain tax exemptions have been granted, including the following:

- commencing on the date of commercial production, PGM will be entitled to a 15 year exemption from any taxes imposed by the Egyptian government. The parties intend that the Operating Company will in due course file an application to extend the tax-free period for a further 15 years. The extension of tax-free period requires that certain activities in remote areas of the lands under the Concession Area have been programmed and agreed by all parties;
- PGM, EMRA and the Operating Company are exempt from custom taxes and duties with respect to the importation of machinery, equipment and consumable items required for the purpose of exploration and mining activities at the Sukari Project;
- PGM, EMRA, the Operating Company and their respective buyers will be exempt from any duties or taxes on the export of gold and associated minerals produced from the Sukari Project;
- PGM will at all times be free to transfer in US dollars or other freely convertible foreign currency any cash of PGM representing its share of net proceeds and recovery of costs, without any Egyptian government limitation, tax or duty; and
- PGM's contractors and sub-contractors are entitled to import machinery, equipment and consumable items under the "Temporary Release System" which provides exemption from Egyptian customs duty.

Under the Concession Agreement, all land in the Sukari Project shall be the property of EMRA as soon as it is purchased. The title to the fixed and movable assets are to be transferred by PGM to EMRA as soon as their costs are recovered by PGM, with PGM being entitled to use all fixed and movable assets during the term of the Exploitation Lease and any extensions thereof.

In case of national emergency, due to war or imminent expectation of war or internal causes, ARE may requisition all or part of the production from the areas that are the subject of the Concession Agreement, and require the Operating Company to increase production to the utmost extent. ARE may also requisition the mine itself and, if necessary, related facilities. In the event of any requisition, ARE must indemnify EMRA and PGM for the period during which the requisition is maintained.

ARE has the right to terminate the Concession Agreement in the following circumstances:

- PGM has knowingly submitted any material false statements to the Egyptian government;
- PGM assigns any interest to any unrelated party without the written consent of the Egyptian government;
- PGM does not comply with any final decision reached as a result of provisions in the Concession Agreement with respect to disputes and arbitration;
- PGM intentionally extracts any mineral other than gold and associated minerals authorized by the Concession Agreement without the approval of the Egyptian government; or
- PGM commits any material breach of the Concession Agreement.

If the Egyptian government deems that any one of the foregoing causes exists, the government is required to give PGM 90 days' notice to remedy the defaults. If the default remains unremedied at the expiration of the grace period, the Egyptian government may terminate the Concession Agreement.

LIQUIDITY AND CAPITAL RESOURCES

The Company's principal source of liquidity as at 31 December 2009 is cash of \$26.9M (31 December 2008 – \$97.5M). The majority has been invested in rolling short term higher interest money market deposits.

The following is a summary of the Company's outstanding commitments as at 31 December 2009:

Payments due	Total US\$'000	< 1 year US\$'000	1 to 5 years US\$'000	>5 years US\$'000
Creditors and provisions	10,571	8,264	-	2,307
Employee Entitlements	1,468	1,326	142	-
Tax Liabilities	444	444	-	-
Total commitments	12,483	10,034	142	2,307

The Company's financial commitments are limited to controllable discretionary spending on work programs at the Sukari Project, administration expenditure at the Egyptian and Australia office locations and for general working capital purposes.

The following is a summary of the Company's estimated cash outflow for the next quarter as at 31 December 2009:

Cash outflow	Total US\$'000
Exploration & Evaluation	2,500
Corporate Administration	1,000
Preproduction and Sukari Development	20,000
Total commitments	23,500

Primary funding for the Sukari Project was completed during 2007 with the receipt of funds raised through equity raisings. The Company believes it has, or will have, sufficient cash resources and anticipated operating cashflows to fund its current operations and near term development, following the commencement of gold exports in January 2010. In July 2009, the Company announced that it had attained subscriptions and closed a private placement of 19 million ordinary shares at an offering price of C\$1.56 per ordinary share, raising gross proceeds of C\$29.6 million.

OUTSTANDING SHARE INFORMATION

As at 12 February 2010, the Company has 1,020,744,478 fully paid ordinary shares issued and outstanding. The following table sets out the fully paid ordinary shares on issue, and the outstanding unquoted options and broker warrants on issue:

<u>As at 12 February 2010</u>	<u>Number</u>
Shares on Issue	1,020,744,478
Options issued but not exercised	9,480,150
Broker Warrants issued but not exercised	<u>3,603,855</u>
	<u>1,033,828,483</u>

SEGMENT DISCLOSURE

The Company is engaged in the business of exploration for precious and base metals only, which is characterised as one business segment only.

SIGNIFICANT ACCOUNTING ESTIMATES

Management is required to make various estimates and judgements in determining the reported amounts of assets and liabilities, revenues and expenses for each period presented and in the disclosure of commitments and contingencies. The significant areas where management uses estimates and judgements in preparing the consolidated financial statements are the determination of carrying values and impaired values of exploration assets.

The estimates and underlying assumptions are reviewed on an ongoing basis. Revisions to accounting estimates are recognised in the period in which the estimate is revised if the revision reflects only that period, or in the period of the revision and future periods if the revision affects both current and future periods.

The Company capitalises exploration, evaluation and development expenditure incurred on ongoing projects. The recoverability of this capitalised exploration expenditure is entirely dependent upon returns from the successful development of mining operations or from the surpluses from the sale of the projects or the subsidiary companies that controls the projects. At the point that it is determined that any capitalised exploration expenditure is definitely not recoverable, it is written off.

INTERNAL CONTROLS

Disclosure controls and procedures are designed to provide reasonable assurance that all relevant information is gathered and reported to management, including the CEO and CFO, on a timely basis so that appropriate decisions can be made regarding public disclosure. Management, with the participation of the certifying officers, has evaluated the effectiveness of the design and operation, as of 30 June 2009, of the Company's disclosure controls and procedures (as defined by the Canadian Securities Administrators). Based on that evaluation, the certifying officers have concluded that such disclosure controls and procedures are effective and designed to ensure that material information relating to the Company and its subsidiaries is known to them by others within those entities.

Internal controls over financial reporting are designed to provide reasonable assurance regarding the reliability of our financial reporting and compliance with Canadian generally accepted accounting principles in our financial statements. Management has evaluated the design of internal control over financial reporting and has concluded that such internal controls over financial reporting are designed to provide reasonable assurance regarding the reliability of financial reporting and the preparation of financial statements for external purposes in accordance with generally accepted accounting principles in Canada. In addition, there have been no changes in the Company's internal control over financial reporting during the quarter ended 31 December 2009 that have materially affected, or are reasonably likely to materially affect, its internal control over financial reporting.

RISKS AND UNCERTAINTIES

The operations of the Company are speculative due to the high risk nature of its business which includes the acquisition, financing, exploration, development and operation of mining properties. These risk factors could materially affect the Company's future operations and could cause actual events to differ materially from those described in forward-looking statements relating to the Company.

Calculation of Mineralisation, Resources and Reserves

There is a degree of uncertainty attributable to the calculation of mineralisation, resources and reserves and corresponding grades being mined or dedicated to future production. Until reserves or mineralisation are actually mined and processed, the quantity of mineralisation and reserve grades must be considered estimates only. In addition, the quantity of reserves and mineralisation may vary depending on commodity prices. Any material change in quantity of reserves, mineralisation, grade or stripping ratio may affect the economic viability of a project. In addition, there can be no assurance that recoveries from laboratory tests will be duplicated in tests under on-site conditions or during production.

Infrastructure

Mining, processing, development and exploration activities depend, to one degree or another, on adequate infrastructure. Reliable roads, bridges and port facilities are important determinants that affect capital and operating costs. Unusual or infrequent weather phenomena, sabotage, government or other interference in the maintenance or provision of such infrastructure could adversely affect the Company's activities and profitability.

Title Matters

Any changes in the laws of Egypt relating to mining could materially affect the rights and title to the interests held there by the Company. No assurance can be given that applicable governments will not revoke or significantly alter the conditions of the applicable exploration and mining authorizations nor that such exploration and mining authorizations will not be challenged or impugned by third parties.

Mineral Prices

Factors such as inflation, foreign currency fluctuation, interest rates, supply and demand and industrial disruption have an adverse impact on operating costs, commodity prices and stock market prices and on the Company's ability to fund its activities. The Company's possible revenues and share price can be affected by these and other factors which are beyond the control of the Company. The market price of minerals, including industrial minerals, is volatile and cannot be controlled. The Company's ongoing operations are influenced by fluctuation in the world gold price. If the price of gold or other minerals should drop significantly, the economic prospects of the Company's current project could be significantly reduced or rendered uneconomic. There is no assurance that, even if commercial quantities of ore are discovered, a profitable market will continue to exist for the sale of products from that ore. Factors beyond the control of the Company may affect the marketability of any minerals discovered. Mineral prices have fluctuated widely, particularly in recent years. The marketability of minerals is also affected by numerous other factors beyond the control of the Company, including government regulations relating to royalties, allowable production and importing and exporting of minerals, the effect of which cannot be accurately predicted.

Funding Requirements

Mining exploration and development involves financial risk and capital investment. The capital development of the Sukari Gold Project and the continuance of the Company's development and exploration activities depend upon the Company's ability to generate positive cash flows, obtain financing through the joint venturing of projects, private and public equity project financing, debt and/or other means. There is no assurance that the Company will be successful in obtaining additional financing on a timely basis, or at all.

Uninsured Risks

The mining business is subject to a number of risks and hazards including environmental hazards, industrial accidents, labour disputes, encountering unusual or unexpected geologic formations or other geological or grade problems, encountering unanticipated ground or water conditions, cave-ins, pit wall failures, flooding, rock bursts, periodic interruptions due to inclement or hazardous weather conditions and other acts of God. Such risks could result in damage to, or destruction of, mineral properties or facilities, personal injury or death, environmental damage, delays in mining, monetary losses and possible legal liability. The Company maintains insurance against certain risks associated with its business in amounts that it believes to be reasonable. Such insurance, however, contains exclusions and limitations on coverage. There can be no assurance that such insurance will continue to be available, will be available at economically acceptable premiums or will be adequate to cover any resulting claim.

Foreign Operations

Operations, development and exploration activities carried out by the Company are or may be affected to varying degrees by taxes and government regulations relating to such matters as environmental protection, land use, water use, health, safety,

labor, restrictions on production, price controls, currency remittance, maintenance of mineral rights, mineral tenure, and expropriation of property. There is no assurance that future changes in taxes or such regulation in the various jurisdictions in which the Company operates will not adversely affect the Company's operations. Industrial disruptions, work stoppages and accidents in the course of the Company's operations can result in future production losses and delays, which may adversely affect future profitability. The Company's principal asset is held outside of Australia in Egypt, North Africa. Although the operating environment in Egypt is considered favorable compared to that in other developing countries there are still political risks. The risks include, but are not limited to, terrorism, hostage taking, military repression, expropriation, extreme fluctuations in currency exchange rates, high rates of inflation and labor unrest. Changes in mining or investment policies or shifts in political attitudes may also adversely affect the Company's business. Operations may be affected in varying degrees by government regulations with respect to, but not limited to, restrictions on production, price controls, export controls, currency remittance, income taxes, maintenance of claims, environmental legislation, expropriation of property, land use, land claims of local people, water use and safety. The effect of these factors cannot be accurately predicted.

Exploration and Development Risks

The successful exploration and development of mineral properties is speculative and subject to a number of uncertainties which even a combination of careful evaluation, experience and knowledge may not eliminate. There is no certainty that the expenditures made or to be made by the Company in the exploration and development of its mineral properties or properties in which it has an interest will result in the discovery of mineralized materials in commercial quantities. Most exploration projects do not result in the discovery of commercially mineable deposits. While discovery of a base metal or precious metal bearing structure may result in substantial rewards, few properties that are explored are ultimately developed into producing mines. Major expenses may be required to establish reserves by drilling and to construct mining and processing facilities at a site. It is impossible to ensure that exploration programs carried out by the Company will result in profitable commercial mining operations. The Company's operations are subject to all of the hazards and risks normally incident to mineral exploration, mine development and operation, any of which could result in damage to life or property, environmental damage and possible legal liability for any or all damage. Hazards such as unusual or unexpected formations, pressures or other conditions may also be encountered.

Environmental and Other Regulatory Requirements

The current or future operations of the Company, including development activities and, if warranted, commencement of production on properties in which it has an interest, require permits from various governmental authorities, and such operations are and will be governed by laws and regulations governing prospecting, development, mining, production, exports, taxes, labour standards, occupational health and safety, waste disposal, toxic substances, land use, environmental protection, mine safety and other matters. Companies engaged in the development and operation of mines and related facilities generally experience increased costs and delays in production and other schedules as a result of the need to comply with applicable laws, regulations and permits. The Company believes it is in substantial compliance with all material laws and regulations that currently apply to its activities. However, there can be no assurance that all permits which the Company may require for the conduct of mineral exploration and development can be obtained or maintained on reasonable terms or that such laws and regulations would not have an adverse effect on any such mineral exploration or development which the Company might undertake. Amendments to current laws, regulations and permits governing operations and activities of mineral exploration companies, or more stringent interpretation, implementation or enforcement thereof, could have a material adverse impact on the Company.

Mining and Investment Policies

Changes in mining or investment policies or shifts in political attitude may adversely affect the Company's business. Operations may be affected in varying degrees by government regulations with respect to restrictions on production, price controls, export controls, income taxes, expropriation of property, maintenance of claims, environmental legislation, land use, land claims of local people, water use and safety regulations. The effect of these factors cannot be accurately predicted.

Hedging and Foreign Exchange

While hedging of commodity prices and exchange rates is possible, there is no guarantee that appropriate hedging will be available at an acceptable cost should the Company choose or need to enter into these types of transactions.

FINANCIAL INSTRUMENTS

At 31 December 2009, the Company has exposure to interest rate risk which is limited to the floating market rate for cash.

The Company does not have foreign currency risk for non-monetary assets and liabilities of the Egyptian operations as these are deemed to have a functional currency of United States dollars. The Company has no significant monetary foreign currency assets and liabilities apart from United States dollar and Australian dollar cash term deposits which are held for the purposes of funding a portion of the mine construction for the Sukari Project. The Company currently does not proactively engage in any hedging or derivative transactions to manage interest rate or foreign currency risks.

RELATED PARTY TRANSACTIONS

The related party transactions for the three months ended 31 December 2009 are summarised below:

- Salaries, superannuation contributions, consulting and Directors fees paid to Directors during the three months ended 31 December 2009 amounted to A\$359,250 (31 December 2008: A\$371,750).
- Mr S El-Raghy and Mr J El-Raghy are Directors and shareholders of El-Raghy Kriewaldt Pty Ltd ("ELK"), which provides office premises to the Company in Australia. All dealings with ELK are in the ordinary course of business and on normal terms and conditions. Rent paid to ELK during the three months ended 31 December 2009 amounted to A\$16,516 (31 December 2008: A\$16,119).
- Mr S El-Raghy provides office premises to the Company in Alexandria, Egypt. All dealings are in the ordinary course of business and on normal terms and conditions. Rent paid during the three months ended 31 December 2009 amounted to GBP 1,950 (31 December 2008: GBP 1,950).
- Mr C Cowden, a non-executive director, is also a director and shareholder of Cowden Limited, which provides insurance broking services to the Company. All dealings with Cowden Limited are on normal terms and conditions. Cowden Limited was paid A\$41,599 during the three months ended 31 December 2009 (31 December 2008: A\$37,104). In addition, amounts of A\$247,663 (31 December 2008: A\$222,404) were paid to Cowden Limited to be passed on to underwriters for premiums during the three months ended 31 December 2009.

The amount of US\$150,000 appearing in current liabilities of the unaudited interim consolidated balance sheet as at 31 December 2009 represents an unsecured loan payable 14 days after commencement of commercial production at the Sukari Project to Egyptian Mineral Commodities, a company which Mr S El-Raghy has a financial interest in. This transaction was entered into by the Company on 27 September 2001.

SUBSEQUENT EVENTS

Other than as set out above and in Note 3, there has not arisen in the interval between the end of the financial period and the date of this report any item, transaction or event of a material and unusual nature likely in the opinion of the Directors of the Company to affect significantly the operations of the company, the results of those operations, or the state of affairs of the Company in subsequent financial periods.

<p>The accompanying Interim Consolidated Financial Statements for the quarter ended 31 December 2009 have been prepared in accordance with generally accepted accounting principles and have not been reviewed or audited by the Company's Auditors.</p>
--

UNAUDITED INTERIM CONSOLIDATED INCOME STATEMENT

	Three Months Ended 31 December		Six Months Ended 31 December	
	2009 US\$'000	2008 US\$'000	2009 US\$'000	2008 US\$'000
Revenue	148	999	450	2,106
Other income	886	10	886	10
Corporate administration expenses	(1,519)	(380)	(2,352)	(914)
Foreign exchange gain/(loss)	661	(21,876)	2,595	(25,204)
Share based payments	(966)	106	(1,477)	(360)
Other expenses	(543)	(85)	(644)	(72)
Profit/(loss) before income tax	(1,333)	(21,226)	(542)	(24,434)
Tax (expense) / Income	-	-	-	-
Net profit/(loss) for the period	(1,333)	(21,226)	(542)	(24,434)
<i>Earnings per share</i>				
- Basic (cents per share)			(0.05)	(2.78)
- Diluted (cents per share)			(0.05)	(2.78)

The above Unaudited Interim Consolidated Income Statements should be read in conjunction with the accompanying notes.

UNAUDITED INTERIM CONSOLIDATED BALANCE SHEET

	31 December 2009 US\$'000	30 June 2009 US\$'000
CURRENT ASSETS		
Cash and cash equivalents	26,941	68,609
Trade and other receivables	1,583	30
Inventories	11,009	3,780
Prepayments and deposits	520	945
Total current assets	40,053	73,364
NON-CURRENT ASSETS		
Plant and equipment	56,960	59,879
Exploration, evaluation and development expenditure – Note 5	342,893	269,075
Deferred tax assets	4,104	4,104
Total non-current assets	403,957	333,058
Total assets	444,010	406,422
CURRENT LIABILITIES		
Trade and other accounts payable	8,407	7,454
Tax liabilities	444	444
Provisions	1,325	606
Total current liabilities	10,176	8,504
NON-CURRENT LIABILITIES		
Trade and other accounts payable	-	-
Provisions	2,307	1,736
Total non-current liabilities	2,307	1,736
Total liabilities	12,483	10,240
NET ASSETS	431,527	396,182
EQUITY		
Issued Capital – Note 7	454,773	416,886
Reserves	6,957	8,957
Accumulated losses	(30,203)	(29,661)
TOTAL EQUITY	431,527	396,182

The above Unaudited Interim Consolidated Balance Sheets should be read in conjunction with the accompanying notes.

UNAUDITED INTERIM CONSOLIDATED STATEMENT OF CHANGES IN EQUITY

	Issued Capital US\$'000	Reserves US\$'000	Options Reserve US\$'000	Accumulated Losses US\$'000	Total US\$'000
At 30 June 2008	352,948	2,295	5,273	(7,559)	352,957
Loss for the period	-	-	-	(22,102)	(22,102)
Share options exercised	1,278	-	-	-	1,278
Cost of share based payments	-	-	3,206	-	3,206
Contributions of equity	60,843	-	-	-	60,843
Transfer to issued capital	1,817	-	(1,817)	-	-
At 30 June 2009	416,886	2,295	6,662	(29,661)	396,182
Profit/(Loss) for the period	-	-	-	(542)	(542)
Share options exercised	8,959	-	-	-	8,959
Cost of share based payments	-	-	1,477	-	1,477
Contributions of equity	25,451	-	-	-	25,451
Transfer to issued capital	3,477	-	(3,477)	-	-
At 31 December 2009	454,773	2,295	4,662	(30,203)	431,527

The above Unaudited Interim Consolidated Statement of Changes in Equity should be read in conjunction with the accompanying notes.

UNAUDITED INTERIM CONSOLIDATED CASH FLOW STATEMENT

	Three Months Ended 31 December		Six Months Ended 31 December	
	2009 US\$'000	2008 US\$'000	2009 US\$'000	2008 US\$'000
CASH FLOWS FROM OPERATING ACTIVITIES				
Payments to suppliers and employees	(1,819)	(636)	(2,913)	(1,423)
Payments for exploration	(3,304)	(2,914)	(6,198)	(5,142)
Other income	3,900	10	3,900	10
Net cash generated by/(used in) operating activities	(1,223)	(3,540)	(5,211)	(6,555)
CASH FLOWS FROM INVESTING ACTIVITIES				
Payments for development	(34,965)	(22,991)	(70,656)	(48,166)
Payments for plant & equipment	(1,590)	(3,166)	(3,131)	(7,743)
Interest received	148	999	450	2,106
Net cash generated by/(used in) investing activities	(36,407)	(25,158)	(73,337)	(53,803)
CASH FLOWS FROM FINANCING ACTIVITIES				
Proceeds from the issue of equity & conversion of options	4,946	142	34,410	811
Financial activity (bank charges and realised foreign exchange gain / (loss))	(115)	(1,383)	(1,343)	(1,573)
Net cash generated by/(used in) financing activities	4,831	(1,241)	33,067	(762)
Net increase / (decrease) in cash and cash equivalents	(32,799)	(29,939)	(45,481)	(61,120)
Cash and cash equivalents at the beginning of the financial period	59,041	147,974	68,609	182,329
Effects of exchange rate changes on the balance of cash held in foreign currencies	699	(20,530)	3,813	(23,704)
Cash and cash equivalents at the end of the financial period	26,941	97,505	26,941	97,505

The above Interim Consolidated Cash Flow Statements should be read in conjunction with the accompanying notes.

NOTES TO THE UNAUDITED INTERIM CONSOLIDATED FINANCIAL STATEMENTS

NOTE 1: STATEMENT OF SIGNIFICANT ACCOUNTING POLICIES

(A) BASIS OF PREPARATION

This financial report is denominated in United States Dollars, which is the functional currency of Centamin Egypt Limited. The Company is of a kind referred to in ASIC Class Order 98/100 dated 10 July 1998 and in accordance with that Class Order, all financial information presented in United States Dollars has been rounded to the nearest thousand dollars, unless otherwise stated.

The financial report has been prepared on the basis of historical cost, except for the revaluation of certain non-current assets and financial instruments. Cost is based on the fair values of the consideration given in exchange for assets.

In the application of A-IFRS management is required to make judgments, estimates and assumptions about carrying values of assets and liabilities that are not readily apparent from other sources. The estimates and associated assumptions are based on historical experience and various other factors that are believed to be reasonable under the circumstance, the results of which form the basis of making the judgments. Actual results may differ from these estimates. The estimates and underlying assumptions are reviewed on an ongoing basis. Revisions to accounting estimates are recognised in the period in which the estimate is revised if the revision affects only that period, or in the period of the revision and future periods if the revision affects both current and future periods.

Judgments made by management in the application of A-IFRS that have significant effects on the financial statements and estimates with a significant risk of material adjustments in the next year are disclosed, where applicable, in the relevant notes to the financial statements.

Accounting policies are selected and applied in a manner which ensures that the resulting financial information satisfies the concepts of relevance and reliability, thereby ensuring that the substance of the underlying transactions or other events is reported.

The following significant policies have been adopted in the preparation and presentation of the financial report:

(B) CASH AND CASH EQUIVALENTS

Cash comprises cash on hand and demand deposits. Cash equivalents are short term, highly liquid investments that are readily convertible to known amounts of cash and which are subject to an insignificant risk of changes in value.

(C) FINANCIAL INSTRUMENTS ISSUED BY THE COMPANY

Debt and Equity Instruments

Debt and equity instruments are classified as either liabilities or as equity in accordance with the substance of the contractual arrangement. An equity instrument is any contract that evidences a residual interest in the assets of an entity after deducting all of its liabilities. Equity instruments issued by the Group are recorded at the proceeds received, net of direct issue costs.

Other financial liabilities

Other financial liabilities, including borrowings, are initially measured at fair value, net of transaction costs. Other financial liabilities are subsequently measured at amortised cost using the effective interest method, with interest expense recognised on an effective yield basis. The effective interest method is a method of calculating the amortised cost of a financial liability and of allocating interest expense over the relevant period. The effective interest rate is the rate that exactly discounts estimated future cash payments through the expected life of the financial liability, or, where appropriate, a shorter period.

(D) EMPLOYEE BENEFITS

A liability is recognised for benefits accruing to employees in respect of wages and salaries, annual leave, long service leave and sick leave when it is probable that settlement will be required and they are capable of being measured reliably.

Liabilities recognised in respect of employee benefits expected to be settled within 12 months, are measured at their nominal values using the remuneration rate expected to apply at the time of settlement. Liabilities recognised in respect of employee benefits which are not expected to be settled within 12 months are measured as the present value of the estimated future cash flows to be made by the consolidated entity in respect of services provided by employees up to reporting date.

Superannuation

The Company contributes to, but does not participate in, compulsory superannuation funds on behalf of the Employees and Directors in respect of salaries and directors' fees paid. Contributions are charged against income as they are made.

(E) EXPLORATION, EVALUATION AND DEVELOPMENT EXPENDITURE

Exploration and evaluation expenditures in relation to each separate area of interest, are recognised as an exploration and evaluation asset in the year in which they are incurred where the following conditions are satisfied:

- i) the rights to tenure of the area of interest are current; and
- ii) at least one of the following conditions is also met:
 - a) the exploration and evaluation expenditures are expected to be recouped through successful development and exploration of the area of interest, or alternatively, by its sale; or
 - b) exploration and evaluation activities in the area of interest have not at the reporting date reached a stage which permits a reasonable assessment of the existence or otherwise of economically recoverable reserves, and active and significant operations in, or in relation to, the area of interest are continuing.

Exploration and evaluation assets are initially measured at cost and include acquisition of rights to explore, studies, exploration drilling, trenching and sampling and associated activities. General and administrative costs are only included in the measurement of exploration and evaluation costs where they are related directly to operational activities in a particular area of interest.

Exploration and evaluation assets are assessed for impairment when facts and circumstances (as defined in AASB 6 "Exploration for and Evaluation of Mineral Resources") suggest that the carrying amount of exploration and evaluation assets may exceed its recoverable amount. The recoverable amount of the exploration and evaluation assets (or the cash-generating unit(s) to which it has been allocated, being no larger than the relevant area of interest) is estimated to determine the extent of the impairment loss (if any). Where an impairment loss subsequently reverses, the carrying amount of the asset is increased to the revised estimate of its recoverable amount, but only to the extent that the increased carrying amount does not exceed the carrying amount that would have been determined had no impairment loss been recognised for the asset in previous years.

Where a decision is made to proceed with development in respect of a particular area of interest, the relevant exploration and evaluation asset is tested for impairment, reclassified to development properties, and then amortised over the life of the reserves associated with the area of interest once mining operations have commenced.

Development expenditure is recognised at cost less accumulated amortisation and any impairment losses. When commercial production in an area of interest has commenced, the associated costs are amortised over the estimated economic life of the mine on a units of production basis.

Changes in factors such as estimates of proved and probable reserves that affect unit-of-production calculations are dealt with on a prospective basis.

(F) FINANCIAL ASSETS

Investments are recognised and derecognised on trade date where the purchase or sale of an investment is under a contract whose terms require delivery of the investment within the timeframe established by the market concerned, and are initially measured at fair value, net of transaction costs except for those financial assets classified as at fair value through the profit or loss which are initially measured at fair value.

Subsequent to initial recognition, investments in subsidiaries are measured at cost in the company financial statements.

Other financial assets are as 'loans and receivables'. The classification depends on the nature and purpose of the financial assets and is determined at the time of initial recognition.

Effective interest method

The effective interest method is a method of calculating the amortised cost of a financial asset and of allocating interest income over the relevant period. The effective interest rate is the rate that exactly discounts estimate future cash receipts through the expected life of the financial asset, or, where appropriate, a shorter period.

Loans and receivables

Trade receivables, loans and other receivables that have fixed or determinable payments that are not quoted in an active market are classified as 'loans and receivables'. Loans and receivables are measured at amortised cost using the effective interest rate method less impairment.

Interest is recognised by applying the effective interest rate.

Impairment of financial assets

Financial assets, other than those at fair value through profit or loss, are assessed for indicators of impairment at each balance sheet date. Financial assets are impaired where there is objective evidence that as a result of one or more events that occurred after the initial recognition of the financial asset the estimated future cash flows of the investment have been impacted. For financial assets carried at amortised cost, the amount of the impairment is the difference between the asset's carrying amount and the present value of estimated future cash flows, discounted at the original effective interest rate.

The carrying amount of the financial asset is reduced by the impairment loss directly for all financial assets with the exception of trade receivables where the carrying amount is reduced through the use of an allowance account. When a trade receivable is uncollectible, it is written off against the allowance account. Subsequent recoveries of amounts previously written off are credited against the allowance account. Changes in the carrying amount of the allowance account are recognised in profit or loss.

With the exception of available-for-sale equity instruments, if, in a subsequent period, the amount of the impairment loss decreases and the decrease can be related objectively to an event occurring after the impairment was recognised, the previously recognised impairment loss is reversed through profit or loss to the extent the carrying amount of the investment at the date the impairment is reversed does not exceed what the amortised cost would have been had the impairment not been recognised.

In respect of available-for-sale equity instruments, any subsequent increase in fair value after an impairment loss is recognised directly in equity.

(G) FOREIGN CURRENCY

The individual financial statements of each group entity are presented in its functional currency being the currency of the primary economic environment in which the entity operates. For the purpose of the consolidated financial statements, the results and financial position of each entity are expressed in United States dollars, which is the functional currency of Centamin Egypt Limited and the presentation currency for the consolidated financial statements.

In preparing the financial statements of the individual entities, transactions in currencies other than the entity's functional currency are recorded at the rates of exchange prevailing on the dates of the transactions. At each balance sheet date, monetary items denominated in foreign currencies are retranslated at the rates prevailing at the balance sheet date. Non-monetary items carried at fair value that are denominated in foreign currencies are retranslated at the rates prevailing on the date when the fair value was determined. Non-monetary items that are measured in terms of historical cost in a foreign currency are not retranslated. Exchange differences are recognised in profit or loss in the period in which they arise.

Goodwill and fair value adjustments arising on the acquisition of a foreign entity on or after the date of transition to A-IFRS are treated as assets and liabilities of the foreign entity and translated at exchange rates prevailing at the reporting date. Goodwill arising on acquisitions before the date of transition to A-IFRS is treated as an Australian dollar denominated asset.

(H) GOODS AND SERVICES TAX

Revenues, expenses and assets are recognised net of the amount of goods and services tax (GST), except:

- i. Where the amount of GST incurred is not recoverable from the taxation authority, it is recognised as part of the cost of acquisition of an asset or as part of an item of expense; or
- ii. For receivables and payables which are recognised inclusive of GST.

The net amount of GST recoverable from, or payable to, the taxation authority is included as part of receivables or payables.

Cash flows are included in the cash flow statement on a gross basis. The GST component of cash flows arising from investing and financing activities which is recoverable from, or payable to, the taxation authority is classified as operation cash flows.

(I) IMPAIRMENT OF ASSETS (OTHER THAN EXPLORATION AND EVALUATION AND FINANCIAL ASSETS)

At each reporting date, the consolidated entity reviews the carrying amounts of its tangible and intangible assets to determine whether there is any indication that those assets have suffered an impairment loss. If any such indication exists, the recoverable amount of the asset is estimated in order to determine the extent of the impairment loss (if any). Where the asset does not

generate cash flows that are independent from other assets, the consolidated entity estimates the recoverable amount of the cash-generating unit to which the asset belongs.

Recoverable amount is the higher of fair value less costs to sell and value in use. In assessing value in use, the estimated future cash flows are discounted to their present value using a pre-tax discount rate that reflects current market assessment of the time value of money and the risks specific to the asset for which the estimates of future flows have not been adjusted.

If the recoverable amount of an asset (or cash-generating unit) is estimated to be less than its carrying amount, the carrying amount of the asset (cash-generating unit) is reduced to its recoverable amount. Each cash generated unit is determined on an area of interest basis.

Where an impairment loss subsequently reverses, the carrying amount of the asset (cash-generating unit) is increased to the revised estimate of its recoverable amount, but only to the extent that the increased carrying amount does not exceed the carrying amount that would have been determined had no impairment loss been recognised for the asset (cash generating unit) in prior years.

(J) INVENTORIES

Inventories are valued at the lower of cost and net realisable value. Costs including an appropriate portion of fixed and variable overhead expenses, are assigned to inventory on hand by the method appropriate to each particular class of inventory, with the majority being valued on a weighted average cost basis. Net realisable value represents the estimated selling price less all estimated costs of completion and costs necessary to make the sale.

(K) JOINT VENTURE ARRANGEMENTS

Jointly controlled operations

Where the Group is a venturer (and so has joint control) in a jointly controlled operation, the Group recognises the assets that it controls and the liabilities that it incurs, along with the expenses that it incurs and the Group's share of the income that it earns from the sale of goods or services by the joint venture.

(L) LEASED ASSETS

Leased assets are classified as finance leases when the terms of the lease transfer substantially all the risks and rewards incidental to ownership of the leased asset to the lessee. All other leases are classified as operating leases.

Operating lease payments are recognised as an expense on a straight-line basis over the lease term, except where other systematic basis is more representative of the time pattern in which economic benefits from the leased asset are consumed. Contingent rentals arising under operating leases are recognised as an expense in the period in which they are incurred.

(M) PLANT AND EQUIPMENT

Plant and equipment is stated at cost less accumulated depreciation and impairment. Plant and equipment will include capitalised development expenditure. Cost includes expenditure that is directly attributable to the acquisition of the item as well as the estimated cost of abandonment. In the event that settlement of all or part of the purchase consideration is deferred, cost is determined by discounting the amounts payable in the future to their present value as at the date of acquisition.

Depreciation is provided on plant and equipment. Fixed assets are calculated on a straight line basis so as to write off the net cost or other re-valued amount of each asset over its expected useful life to its estimated residual value.

The estimated useful lives, residual values and depreciation method are reviewed at the end of each annual reporting period, with the affect of any changes recognised on a prospective basis.

The following estimated useful lives are used in the calculation of depreciation:

Plant & Equipment & Office Equipment	-	4 - 10 years
Motor Vehicles	-	2 - 8 years
Land & Buildings	-	4 - 20 years

(N) REVENUE

Revenue is measured at the fair value of the consideration received or receivable.

Interest revenue

Interest revenue is accrued on a time basis, by reference to the principal outstanding and at the effective interest rate applicable, which is the rate that exactly discounts estimated future cash receipts through the expected life of the financial asset to that asset's net carrying amount.

(O) PRINCIPLES OF CONSOLIDATION

The consolidated financial statements are prepared by combining the financial statements of all the entities that comprise the consolidated entity, being the company (the parent entity) and its subsidiaries as defined in Accounting Standard AASB 127 "Consolidated and Separate Financial Statements". Consistent accounting policies are employed in the preparation and presentation of the consolidated financial statements.

The consolidated financial statements include the information and results of each subsidiary from the date on which the company obtains control and until such time as the company ceases to control such entity. Control is achieved where the Company has the power to govern the financial and operating policies of an entity so as to obtain benefits from its activities.

In preparing the consolidated financial statements, all intercompany balances and transactions, and unrealised profits arising within the consolidated entity are eliminated in full.

(P) SHARE-BASED PAYMENTS

Equity-settled share-based payments with employees and others providing similar services are measured at the fair value of the equity instrument at grant date. Fair value is measured by the use of the Black and Scholes model. The fair value determined at the grant date of the equity-settled share-based payments is expensed on a straight-line basis over the vesting period, based on the consolidated entity's estimate of shares that will eventually vest.

Equity-settled share based transactions with other parties are measured at the fair value of the goods or services received, except where the fair value cannot be estimated reliably, in which case they are measured at the fair value of the equity instruments granted, measured at the date the entity obtains the goods or the counter party renders the service.

The expected life used in the model has been adjusted, based on management's best estimate, for the effects of non-transferability, exercise restrictions, and behavioural considerations. At each reporting date, the Group revises its estimate of the number of equity instruments expected to vest. The impact of the revision of the original estimates, if any, is recognised in profit or loss over the remaining vesting period, with corresponding adjustment to the equity-settled employee benefits reserve.

(Q) TAXATIONCurrent tax

Current tax is calculated by reference to the amount of income taxes payable or recoverable in respect of the taxable profit or tax loss for the period. It is calculated using tax rates and tax laws that have been enacted or substantively enacted by reporting date. Current tax for current and prior periods is recognised as a liability (or asset) to the extent that it is unpaid (or refundable).

Deferred tax

Deferred tax is accounted for using the comprehensive balance sheet liability method in respect of temporary differences arising from differences between the carrying amount of assets and liabilities in the financial statements and the corresponding tax base of those items.

In principle, deferred tax liabilities are recognised for all taxable temporary differences. Deferred tax assets are recognised to the extent that it is probable that sufficient taxable amounts will be available against which deductible temporary differences or unused tax losses and tax offsets can be utilised. However, deferred tax assets and liabilities are not recognised if the temporary differences giving rise to them arise from the initial recognition of assets and liabilities (other than as a result of a business combination) which affects neither taxable income nor accounting profit.

Furthermore, a deferred tax liability is not recognised in relation to taxable temporary differences arising from goodwill.

Deferred tax assets and liabilities are offset when they relate to income taxes levied by the same taxation authority and the company/consolidated entity intends to settle its current tax assets and liabilities on a net basis.

Current and deferred tax for the period

Current and deferred tax is recognised as an expense or income in the income statement, except when it relates to items credited or debited directly to equity, in which case the deferred tax is also recognised directly in equity, or where it arises from the initial accounting for a business combination, in which case it is taken into account in the determination of goodwill or excess.

Tax Consolidation

The Company and all its wholly-owned Australian resident entities are part of a tax-consolidated group under Australian taxation law. Centamin Egypt Limited is the head entity in the tax-consolidated group. Tax expense/income, deferred tax liabilities and deferred tax assets arising from temporary differences of the members of the tax-consolidated group are recognised in the separate financial statements of the members of the tax-consolidated group using the “separate taxpayer within group” approach. Current tax liabilities and assets and deferred tax assets arising from unused tax losses and tax credits of the members of the tax-consolidated group are recognised by the company (as the head entity in the tax-consolidated group).

Due to the existence of a tax funding arrangement between the entities in the tax-consolidated group, amounts are recognised as payable to or receivable by the company and each member of the group in relation to the tax contribution amounts paid or payable between the parent entity and the other members of the tax-consolidated group in accordance with the arrangement. Where the tax contribution amount recognised by each member of the tax-consolidated group for a particular period is different to the aggregate of the current tax liability or asset and any deferred tax asset arising from unused tax losses and tax credits in respect of that period, the difference is recognised as a contribution to (or distribution to) equity participants.

(R) RESTORATION AND REHABILITATION

A provision for restoration and rehabilitation is recognised when there is a present obligation as a result of exploration, development and production activities undertaken, it is probable that an outflow of economic benefits will be required to settle the obligation, and the amount of the provision can be measured reliably. The estimated future obligations include the costs of dismantling and removal of facilities, restoration and monitoring of the affected areas. The provision for future restoration costs is the best estimate of the present value of the expenditure required to settle the restoration obligation at the reporting date. Future restoration costs are reviewed annually and any changes in the estimate are reflected in the present value of the restoration provision at each reporting date.

The initial estimate of the restoration and rehabilitation provision relating to exploration, development and mining production activities is capitalised into the cost of the related asset and amortised on the same basis as the related asset, unless the present obligation arises from the production of the inventory in the period, in which case the amount is included in the cost of production for the period. Changes in the estimate of the provision of restoration and rehabilitation are treated in the same manner, except that the unwinding of the effect of discounting on the provision is recognised as a finance cost rather than being capitalised into the cost of the related asset.

NOTE 2: SEGMENT REPORTING

Primary reporting – Business Segments

The economic entity is engaged in the business of exploration for precious and base metals only, which is characterised as one business segment only.

Secondary reporting – Geographical Segments

The principal activity of the economic entity during the year was the exploration for precious and base metals in Egypt and funding is sourced from North America.

NOTE 3: EVENTS SUBSEQUENT TO BALANCE DATE

Other than as set out above, there has not risen in the interval between the end of the financial year and the date of this report any item, transaction or event of a material and unusual nature likely in the opinion of the Directors of the Company to affect significantly the operations of the company, the results of those operations, or the state of affairs of the Company in subsequent financial years.

NOTE 4: REVENUE AND OTHER INCOME

	Three Months Ended 31 December		Six Months Ended 31 December	
	2009 US\$'000	2008 US\$'000	2009 US\$'000	2008 US\$'000
(a) Revenue				
Interest revenue	148	999	450	2,106
(b) Other income				
Sale of plant and equipment	886	-	886	-
VAT refund	-	10	-	10
	1,034	1,009	1,336	2,116

NOTE 5: EXPLORATION, EVALUATION AND DEVELOPMENT EXPENDITURE

	Three months ended 31 December 2009 US\$'000	Six months ended 31 December 2009 US\$'000
	Exploration and evaluation phase expenditure - At Cost (a)	
Balance at the beginning of the period	29,599	26,699
Expenditure for the period	2,067	4,967
Balance at the end of the period	31,666	31,666
Development expenditure - At Cost (b)		
Balance at the beginning of the period	272,374	242,376
Expenditure for the period	38,853	67,965
Balance at the end of the period	311,227	310,341
Net book value of exploration, evaluation and development phase expenditure	342,893	342,007

- (a) Included within the cost amount of exploration evaluation and development assets is \$5,311,744 being the excess of consideration over the net tangible assets acquired on the acquisition of Pharaoh Gold Mines NL in January 1999. This amount has been treated as part of the cost of exploration, evaluation and development. Management believe that the recovery of these amounts will satisfactorily be made through the exploitation of the project in due course.
- (b) Development of the Sukari Gold Project commenced in March 2007. Items of development phase expenditure relevant to the project are being separately accounted for as development phase expenditure.

NOTE 6: CONTINGENT LIABILITIES

The Directors are not aware of any contingent liabilities as at the date of these unaudited interim consolidated financial statements.

NOTE 7: ISSUED CAPITAL

Fully Paid Ordinary Shares	Three months ended 31 December 2009		Six months ended 31 December 2009	
	Number	US\$'000	Number	US\$'000
Balance at beginning of the period	1,015,239,903	447,783	991,940,623	416,886
Issue of shares under employee option plan	5,414,575	6,990	9,713,855	8,959
Transfer from share options reserve	-	-	-	3,477
Placements (net of equity raising costs)	-	-	19,000,000	25,451
Balance at end of the period	1,020,654,478	454,773	1,020,654,478	454,773

Change to the then Corporations Law abolished the authorised capital and par value concept in relation to share capital from 01 July 1998. Therefore, the Company does not have a limited amount of authorised capital and issued shares do not have a par value.

Fully paid ordinary shares carry one vote per share and carry the right to dividends.

Share options granted under the employee option plan

In accordance with the provisions of the employee share option plans, as at 31 December 2009, executives and employees have options over 6,090,000 ordinary shares. Share options granted under the employee share option plan carry no rights to dividends and no voting rights. Further details of the employee share option plan are contained in Note 10 to the financial statements.

Share warrants on issue

As part of the Canadian listing process and subsequent capital raisings undertaken during the previous financial year on the Toronto Stock Exchange (TSX) the Company was required to issue to its nominated share broker share warrants as part of the arrangement. Share warrants are identical in nature to share options however they are differentiated as such because the latter in Canada typically relates to options issued to employees under employee option plans. As at 31 December 2009 there were 3,603,855 broker warrants on issue over an equivalent number of ordinary shares (all of which are vested). Further details of the share warrants are contained in Note 11 to the financial statements.

NOTE 8: RELATED PARTY TRANSACTIONS

The related party transactions for the three months ended 31 December 2009 are summarised below:

- Salaries, superannuation contributions, consulting and Directors fees paid to Directors during the three months ended 31 December 2009 amounted to A\$359,250 (31 December 2008: A\$371,750).
- Mr S El-Raghy and Mr J El-Raghy are Directors and shareholders of El-Raghy Kriewaldt Pty Ltd ("ELK"), which provides office premises to the Company in Australia. All dealings with ELK are in the ordinary course of business and on normal terms and conditions. Rent paid to ELK during the three months ended 31 December 2009 amounted to A\$16,516 (31 December 2008: A\$16,119).
- Mr S El-Raghy provides office premises to the Company in Alexandria, Egypt. All dealings are in the ordinary course of business and on normal terms and conditions. Rent paid during the three months ended 31 December 2009 amounted to GBP 1,950 (31 December 2008: GBP 1,950).
- Mr C Cowden, a non-executive director, is also a director and shareholder of Cowden Limited, which provides insurance broking services to the Company. All dealings with Cowden Limited are on normal terms and conditions. Cowden Limited was paid A\$41,599 during the three months ended 31 December 2009 (31 December 2008: A\$37,104). In addition, amounts of A\$247,663 (31 December 2008: A\$222,404) were paid to Cowden Limited to be passed on to underwriters for premiums during the three months ended 31 December 2009

The amount of US\$150,000 appearing in current liabilities of the unaudited interim consolidated balance sheet as at 31 December 2009 represents an unsecured loan payable 14 days after commencement of commercial production at the Sukari Project to Egyptian Mineral Commodities, a company which Mr S El-Raghy has a financial interest in. This transaction was entered into by the Company on 27 September 2001.

NOTE 9: EARNINGS PER SHARE

Basic earnings per share are calculated using the weighted average number of shares outstanding. Diluted earnings per share are calculated using the treasury stock method. In order to determine diluted earnings per share, the treasury stock method assumes that any proceeds from the exercise of dilutive stock options and warrants would be used to repurchase common shares at the average market price during the period, with the incremental number of shares being included in the denominator of the diluted earnings per share calculation. The diluted earnings per share calculation exclude any potential conversion of options and warrants that would increase earnings per share.

The weighted average number of ordinary shares used in the calculation of basic earnings per share is 996,405,084 (31 December 2008: 878,655,576). The weighted average number of ordinary shares used in the calculation of diluted earnings per share is 996,405,084 (31 December 2008: 878,655,576). The earnings used in the calculation of basic and diluted earnings per share is a loss of US\$ 541,683 (31 December 2008: US\$24,434,381).

NOTE 10: SHARE BASED PAYMENTS

The consolidated entity has an Employee Option Plan in place for executives and employees.

Options are issued to key management personnel under the Employee Option Plan 2006 (previously the Employee Option Plan 2002) as part of their remuneration. Options are offered to key management personnel at the discretion of the Directors, having regard, among other things, to the length of service with the consolidated entity, the past and potential contribution of the person to the consolidated entity and in some cases, performance.

Each employee share option converts into one ordinary share of the Company on exercise. The options carry neither rights to dividends nor voting rights. Options vest over a period of 12 months, with 50% vesting and exercisable after six months and the other 50% vesting and exercisable after 12 months of issue. All options are issued with a term of three years. At the discretion of the Directors part or all of the options issued to an executive or employee may be subject to performance based hurdles. No performance based hurdles have been applied for issues granted to date.

In addition 4,250,000 options (Series 5) were issued to three employees outside of the Employee Option Plan on 31 October 2005. Details of those options were:

- 2,500,000 of those options were subject to performance based hurdles. Due to the cessation of employment by the employee to whom the options were issued they lapsed in May 2007.
- 1,000,000 of those options vest and are exercisable over a period of two years, with 50% vesting and exercisable after 12 months and the other 50% vesting and exercisable after 24 months of issue. These options have a term of 5 years. 350,000 remain unexercised at the date of this report.
- 750,000 of those options vest and are exercisable immediately. These have a term of 5 years. 500,000 remain unexercised at the date of this report.

In addition to the above:

- 1,630,150 options (Series 18) were issued pursuant with the agreement with Macquarie Bank Limited to provide a corporate loan facility of up to US\$25 million (as announced on 02 April 2009). Those options were exercisable any time on or before 31 December 2012. No Series 18 options have been exercised at the date of this report.
- 1,000,000 options (Series 20) were issued pursuant with the agreement with Ambrian Partners Limited and Investec Bank Plc to provide advisory services associated with the main board of the London Stock Exchange. Those options were exercisable any time on or before 28 November 2010. No Series 20 options have been exercised at the date of this report.

The following reconciles the outstanding share options granted under the Employee Option Plan, and other share based payment arrangements, at the beginning and end of the financial period:

	Three months ended 31 December 2009 Number of options	Three months ended 31 December 2008 Number of options
Balance at beginning of the period (a)	9,560,150	10,935,000
Granted during the period (b)	1,000,000	2,000,000
Forfeited (expired or lapsed) during the period (d)	-	(1,500,000)
Exercised during the period (c)	(990,000)	(1,000,000)
Balance at the end of the period (e)	<u>9,570,150</u>	<u>10,435,000</u>
Exercisable at the end of the period	<u>9,220,150</u>	<u>6,435,000</u>

a) Balance at the start of the period

Options series	Number	Grant date	Expiry / Exercise Date	Exercise price A\$	Fair value at grant date A\$
Series 5	850,000	31 Oct 2005	31 Oct 2010	0.3500	0.1753
Series 9	90,000	31 Jan 2007	31 Jan 2010	0.7106	0.3518
Series 10	890,000	24 May 2007	24 May 2010	1.0500	0.4661
Series 12	250,000	15 Oct 2007	15 Oct 2010	1.4034	0.4002
Series 13	3,500,000	16 Apr 2008	16 Apr 2011	1.7022	0.4015
Series 14	250,000	25 Aug 2008	25 Aug 2011	1.1999	0.3070
Series 15	750,000	28 Oct 2008	28 Oct 2011	0.7033	0.1964
Series 17	1,000,000	19 Dec 2008	19 Dec 2011	1.0000	0.3568
Series 18	1,630,150	15 Apr 2009	31 Dec 2012	1.2000	0.4326
Series 19	350,000	06 Aug 2009	06 Aug 2012	1.8658	0.6739
	<u>9,560,150</u>				

b) Issued during the period

Options series	Number	Grant date	Expiry / Exercise Date	Exercise price A\$	Fair value at grant date A\$
Series 20	1,000,000	28 Nov 09	28 Nov 10	1.5000	0.9393
	<u>1,000,000</u>				

c) Exercised during the period

Options series	Number exercised	Exercise Date	Share price at exercise date A\$
Series 10	790,000	15 Oct 09	2.04
	100,000	16 Nov 09	2.36
Series 13	70,000	13 Nov 09	2.35
	30,000	02 Dec 09	2.46
	<u>990,000</u>		

d) Forfeited (expired or lapsed) during the period

There were no options forfeited (expired or lapsed) during the period.

e) Balance at the end of the period

Options series	Number	Grant date	Expiry / Exercise Date	Exercise price A\$	Fair value at grant date A\$
Series 5	850,000	31 Oct 2005	31 Oct 2010	0.3500	0.1753
Series 9	90,000	31 Jan 2007	31 Jan 2010	0.7106	0.3518
Series 12	250,000	15 Oct 2007	15 Oct 2010	1.4034	0.4002
Series 13	3,400,000	16 Apr 2008	16 Apr 2011	1.7022	0.4015
Series 14	250,000	25 Aug 2008	25 Aug 2011	1.1999	0.3070
Series 15	750,000	28 Oct 2008	28 Oct 2011	0.7033	0.1964
Series 17	1,000,000	19 Dec 2008	19 Dec 2011	1.0000	0.3568
Series 18	1,630,150	15 Apr 2009	31 Dec 2012	1.2000	0.4326
Series 19	350,000	06 Aug 2009	06 Aug 2012	1.8658	0.6739
Series 20	1,000,000	28 Nov 09	28 Nov 10	1.5000	0.9393
	9,570,150				

NOTE 11: SHARE WARRANTS

a) Balance at the start of the period

Broker Warrants series	Number	Grant date	Expiry / Exercise Date	Exercise price C\$	Fair value at grant date A\$
Series 4	2,441,440	10 Jan 2008	23 Nov 2009	1.20	0.3782
Series 5	4,636,990	10 Feb 09	10 Feb 11	0.65	0.4288
Series 6	788,437	16 Jul 09	16 Jul 11	1.56	0.4812
Series 7	161,563	26 Aug 09	26 Aug 11	1.52	0.4321
	8,028,430				

b) Exercised during the period

Warrants series	Number exercised	Exercise Date	Share price at exercise date A\$
Series 4	500,000	07 Oct 09	1.87
	500,000	23 Oct 09	2.09
	453,040	26 Oct 09	2.34
	988,400	23 Nov 09	2.37
Series 5	1,983,135	28 Oct 09	2.31
	4,424,575		

c) Issued during the period

There were no broker warrants issued during the period.

d) Balance at the end of the period

Options series	Number	Grant date	Expiry / Exercise Date	Exercise price A\$	Fair value at grant date A\$
Series 5	2,653,855	10 Feb 09	10 Feb 11	0.65	0.4288
Series 6	788,437	16 Jul 09	16 Jul 11	1.56	0.4812
Series 7	161,563	26 Aug 09	26 Aug 11	1.52	0.4321
	3,603,855				

Following a general meeting of the Company's shareholders held on 10 January 2008 a resolution was passed to approve the issue of 5,600,000 share warrants (Series 4) with an exercise price of C\$1.29 each and an expiry date of 23 November 2009.

Series 5 were issued as payment for the provision of professional services in relation to the bought deal offering completed in February 2009.

Series 6 and 7 were issued as payment for the provision of professional services in relation to the private placement offering completed in July 2009.


Share warrants are specific to the Company's listing on the Toronto Stock Exchange (TSX) and retain the same characteristics as share options but are referred to separately under the TSX listing rules.

CERTIFICATE OF INTERIM FILINGS

Form 52-109F2
Certification of interim filings

I, Mark Di Silvio, Chief Financial Officer of Centamin Egypt Limited, certify that:

1. I have reviewed the interim financial statements and interim MD&A (together, the "interim filings") of Centamin Egypt Limited, (the issuer) for the interim period ended 31 December 2009;
2. Based on my knowledge, having exercised reasonable diligence, the interim filings do not contain any untrue statement of a material fact or omit to state a material fact required to be stated or that is necessary to make a statement not misleading in light of the circumstances under which it was made, with respect to the period covered by the interim filings;
3. Based on my knowledge, having exercised reasonable diligence, the interim financial statements together with the other financial information included in the interim filings fairly present in all material respects the financial condition, results of operations and cash flows of the issuer, as of the date of and for the periods presented in the interim filings;
4. The issuer's other certifying officer(s) and I are responsible for establishing and maintaining disclosure controls and procedures (DC&P) and internal control over financial reporting (ICFR), as those terms are defined in National Instrument 52-109 *Certification of Disclosure in Issuers' Annual and Interim Filings*, for the issuer.
5. Subject to the limitations, if any, described in paragraphs 5.2 and 5.3, the issuer's other certifying officer(s) and I have, as at the end of the period covered by the interim filings
 - (a) designed DC&P, or caused it to be designed under our supervision, to provide reasonable assurance that
 - (i) material information relating to the issuer is made known to us by others, particularly during the period in which the interim filings are being prepared; and
 - (ii) information required to be disclosed by the issuer in its annual filings, interim filings or other reports filed or submitted by it under securities legislation is recorded, processed, summarized and reported within the time periods specified in securities legislation; and
 - (b) designed ICFR, or caused it to be designed under our supervision, to provide reasonable assurance regarding the reliability of financial reporting and the preparation of financial statements for external purposes in accordance with the issuer's GAAP.
- 5.1 The control framework the issuer's other certifying officer(s) and I used to design the issuer's ICFR is based upon the *Principles of Good Corporate Governance*, as published by the Australian Securities Exchange.
- 5.2 N/A
- 5.3 N/A
6. The issuer has disclosed in its interim MD&A any change in the issuer's ICFR that occurred during the period beginning on 1 July 2009 and ended on 31 December 2009 that has materially affected, or is reasonably likely to materially affect, the issuer's ICFR.



Mark Di Silvio
Chief Financial Officer
Egypt : 12 February 2010

Form 52-109F2
Certification of interim filings

I, Josef El-Raghy, Managing Director/CEO of Centamin Egypt Limited, certify that:

1. I have reviewed the interim financial statements and interim MD&A (together, the "interim filings") of Centamin Egypt Limited, (the issuer) for the interim period ended 31 December 2009;
2. Based on my knowledge, having exercised reasonable diligence, the interim filings do not contain any untrue statement of a material fact or omit to state a material fact required to be stated or that is necessary to make a statement not misleading in light of the circumstances under which it was made, with respect to the period covered by the interim filings;
3. Based on my knowledge, having exercised reasonable diligence, the interim financial statements together with the other financial information included in the interim filings fairly present in all material respects the financial condition, results of operations and cash flows of the issuer, as of the date of and for the periods presented in the interim filings;
4. The issuer's other certifying officer(s) and I are responsible for establishing and maintaining disclosure controls and procedures (DC&P) and internal control over financial reporting (ICFR), as those terms are defined in National Instrument 52-109 *Certification of Disclosure in Issuers' Annual and Interim Filings*, for the issuer.
5. Subject to the limitations, if any, described in paragraphs 5.2 and 5.3, the issuer's other certifying officer(s) and I have, as at the end of the period covered by the interim filings
 - (a) designed DC&P, or caused it to be designed under our supervision, to provide reasonable assurance that
 - (i) material information relating to the issuer is made known to us by others, particularly during the period in which the interim filings are being prepared; and
 - (ii) information required to be disclosed by the issuer in its annual filings, interim filings or other reports filed or submitted by it under securities legislation is recorded, processed, summarized and reported within the time periods specified in securities legislation; and
 - (b) designed ICFR, or caused it to be designed under our supervision, to provide reasonable assurance regarding the reliability of financial reporting and the preparation of financial statements for external purposes in accordance with the issuer's GAAP.
- 5.1 The control framework the issuer's other certifying officer(s) and I used to design the issuer's ICFR is based upon the *Principles of Good Corporate Governance*, as published by the Australian Securities Exchange.
- 5.2 N/A
- 5.3 N/A
6. The issuer has disclosed in its interim MD&A any change in the issuer's ICFR that occurred during the period beginning on 1 July 2009 and ended on 31 December 2009 that has materially affected, or is reasonably likely to materially affect, the issuer's ICFR.



Josef El-Raghy
Managing Director/CEO
Egypt : 12 February 2010