

anglogold

AFRICAN OPERATIONS & EXPLORATION

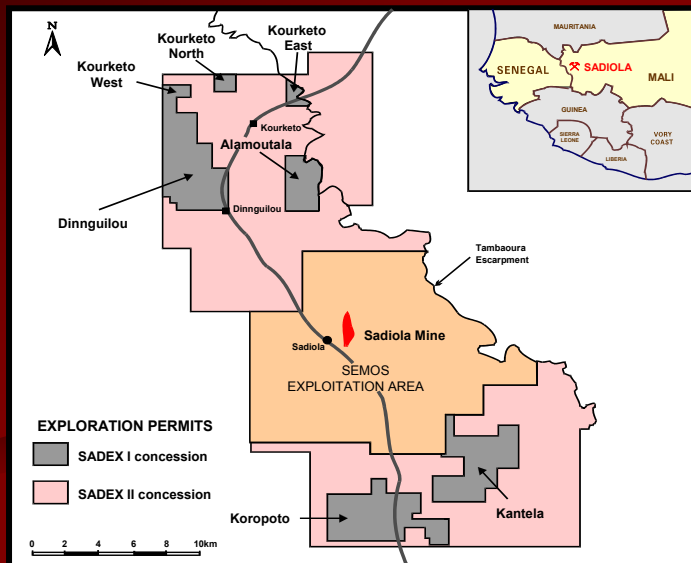
anglogold

AFRICA INTERNATIONAL

Operations & Exploration



anglogold



anglogold

SADIOLA RESOURCE

RESOUCE	ORE (MT)	GRADE (G/T)	TOTAL OZ(MIL)	CUT OFF GRADE OZ/T
Pit oxide & sulphide	43	3,2	4,5	0,03
Exploration area	100	2,5	8,1	0,03
Concession area (inc. Sadex I,II & Yatela)	116	2,53	9,5	0,03

anglogold

SADIOLA

(attributable 38%)

Production Table 100% Basis	Qtr ended June '98	Qtr ended Mar '98	Year to June '98	Outlook Year '98
Total tons mined ex pit - tons 000	2 510	2 416	4 926	9 591
Tons milled - tons 000	1 229	1 209	2 438	4 955
Yield - g/t	3,05	3,39	3,22	3,16
Gold produced - kg	3 745	4 099	7 844	15 681
Cash cost total - US\$/oz	132	120	125	128

anglogold

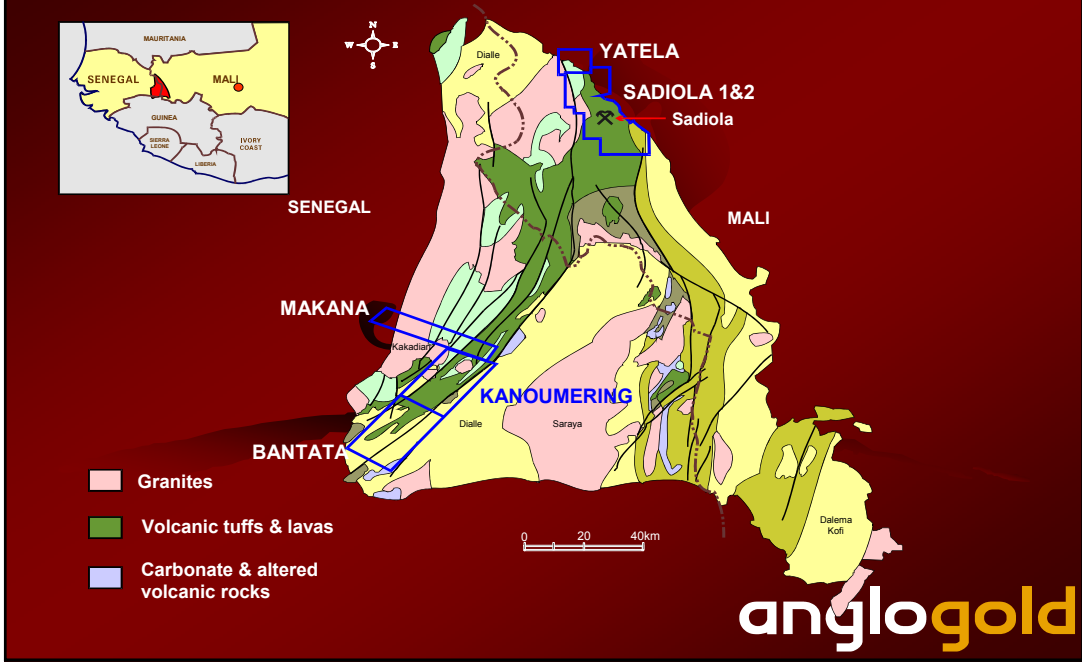
NAVACHAB

(attributable 70%)

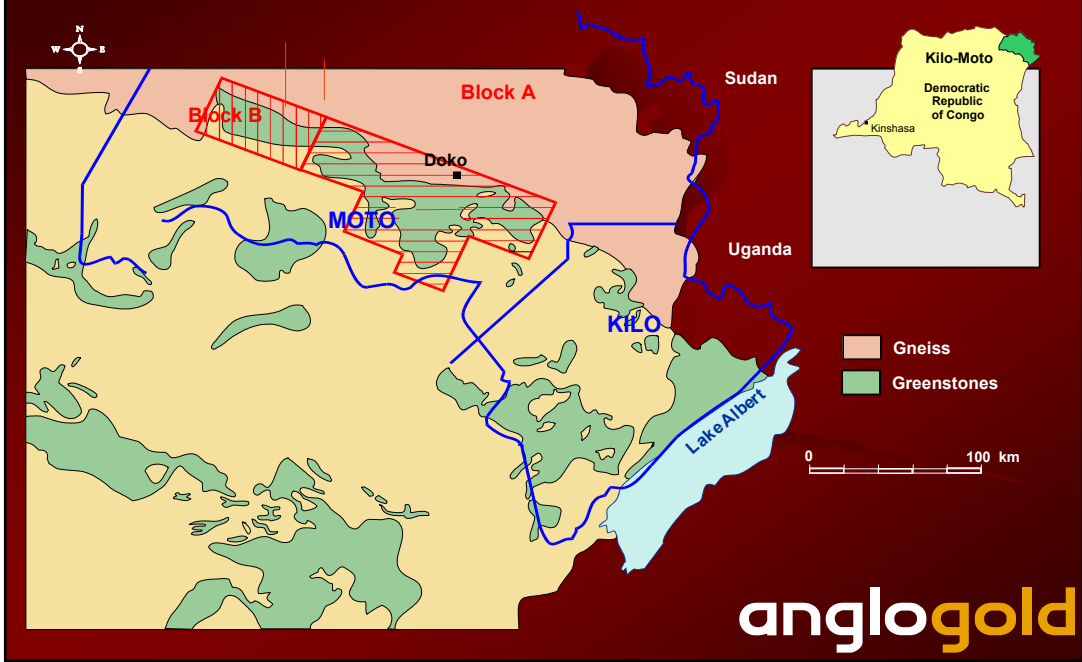
Production Table 100% Basis	Qtr ended June '98	Qtr ended Mar '98	Year to June '98	Outlook Year '98
Total tons mined ex pit - tons 000	1 558	727	2 285	5 029
Tons milled - tons 000	348	324	672	1 378
Yield - g/t	1,25	1,30	1,27	1,26
Gold produced - kg	435	421	856	1 735
Cash cost total - N\$/kg	55 231	44 652	49 011	53 082

anglogold

MALI - SENEGAL EXPLORATION



DEMOCRATIC REPUBLIC OF CONGO EXPLORATIONS





ANGLOGOLD EXPLORATION EXPENDITURE

Region	Rands ('000)		Dollars ('000)	
	Jan-June '98 Actual	July-Dec Outlook	Jan-June '98 Actual ¹	July-Dec Outlook ²
Southern Africa	8 268	17 049	1 589	2 623
Rest of Africa	66 173	75 742	12 726	11 653
Other	4 316	39 390	706	6 060
	78 757	132 181	15 021	20 336

¹ = R5.20
² = R6.50