



NATIONAL GREENHOUSE AND ENERGY REPORT

AngloGold Ashanti Australia Limited

FOR THE REPORTING PERIOD 01/07/2008 - 30/06/2009

PART A

Reporting under the National Greenhouse and Energy Reporting (NGER) Act 2007

A registered corporation is to submit Part A and B report components, which together comprise the National Greenhouse and Energy Report (the Report), in accordance with section 19 of the NGER Act and regulation 4.02 of the NGER Regulations. This Report contains information in relation to the greenhouse gas emissions, energy production and energy consumption from the operation of facilities under the operational control of the registered corporation or members of the corporation's group during the reporting period.

If this Report is being submitted by an "other person" as declared by the Greenhouse and Energy Data Officer under s.20 of the NGER Act, the Report only needs to contain the s.19 information that is not in the possession or under control of the registered corporation.

This Report must contain any information specified by the NGER legislation, and data used to compile the Report must be based on the methods specified in the NGER (Measurement) Determination 2008.

Submitting the Report

This Report is only valid when Part B has been completed in Online System for Comprehensive Activity Reporting (OSCAR) and a printed and signed Part A has subsequently been received by the Greenhouse and Energy Reporting Office. The Part A report is only to be signed after Part B has been completed in OSCAR. If the information provided at Part B has been altered after the signing of Part A, the Report will no longer be valid. To ensure that a valid Report has been provided, please check that the version designated (in the footer of the report) on Part A corresponds with that on Part B. A hardcopy version of Part B does not need to be sent along with the signed Part A.

CORPORATION DETAILS

Controlling Corporation Name:	AngloGold Ashanti Australia Limited
ABN:	42 008 737 424
Chief Executive Officer (or equivalent):	Mr Michael Erickson

Corporation Head Office Street Address:

**Level 13 St Martins Tower
44 St Georges Terrace
PERTH, WA 6000**

Corporation Postal Address:

**PO Box Z5046
PERTH, WA 6000**

**CEO (or equivalent) details:**

Name: Mr Michael Erickson
Position: Senior Vice President - Australia
Address: PO Box Z5046
PERTH, WA 6000

Phone: 08 94254601

Email: merickson@anglogoldashanti.com.au

Contact Person details:

Name: Mr Micheal LeRoy
Position: Vice President Sustainability
Address: PO Box Z5046
PERTH, WA 6000

Phone: 08 94254639

Email: mleroy@anglogoldashanti.com.au

GREENHOUSE GAS EMISSIONS AND ENERGY TOTALS FOR THE REPORTING PERIOD
01/07/2008 - 30/06/2009

The table below reports total scope 1 and scope 2 greenhouse gas emissions (GHG), energy produced and energy consumed by the corporate group as reported in detail in Part B of this Report.

GHG EMISSIONS			ENERGY	
Scope 1 (t CO ₂ -e)	Scope 2 (t CO ₂ -e)	Total of Scope 1 and Scope 2 (t CO ₂ -e)	Energy Consumed (GJ)	Energy Produced (GJ)
139,616	298	139,914	2,611,360	475,012

This report contains data that has been measured using the following methods as outlined in the National Greenhouse and Energy Reporting (Measurement) Determination 2008

Method 1 Known as the default method, derived from the National Greenhouse Accounts methods and is based on national average estimates

STATEMENTS

Any statements below are system generated for Reports prepared under certain provisions in the NGER legislation.

Reporting about incidental emissions and energy (regulation 4.27):

This Report contains greenhouse gas emissions and energy information from facilities that is incidental to the operation of the facility and reported in accordance with NGER regulation 4.27.

The measurement of the production of energy from these sources using another method or criteria in the Determination would cause the corporation significant hardship or expense.

Corporate group threshold met:

The corporate group of AngloGold Ashanti Australia Limited has met a corporate group threshold prescribed in sections 13 (1)(a),(b), or (c) of the NGER Act during the reporting year and is reporting under Divisions 4.3 to 4.5 of the NGER regulations (regulation 4.02(3)(b)).

VALIDATION WARNINGS

This report contained 4 unresolved warnings listed in Part B of the Report.



PRIVACY STATEMENT

Personal Information

Under the NGER Act and the NGER Regulations, the Greenhouse Energy Data Officer (the GEDO) and authorised staff have the authority to collect information which may include personal information as defined by the Privacy Act 1988 (Cth).

"Personal information", as defined in the Privacy Act, means any information from which a person's identity is apparent or can be reasonably ascertained.

In compliance with the Privacy Act, the Greenhouse and Energy Reporting Office of the Department of Climate Change has appropriate measures in place to ensure that personal information is protected. Measures include procedures and systems for the receipt, management and storage of personal information and ongoing monitoring of these arrangements.

Disclosure of information

The GEDO and authorised staff are only able to disclose greenhouse and energy information (which may include personal information) in accordance with the NGER Act or as otherwise required by law.

Information may be disclosed for the following purposes:

- administering a program or collecting statistics relating to greenhouse gas emissions, energy consumption or energy production;
- in connection with court or tribunal proceedings, or proposed or possible court or tribunal proceedings under the NGER Act;
- facilitating reviews of Australia's compliance with its international obligations relating to reporting of greenhouse gas emissions, consumption of energy or production of energy; and
- streamlining State and Territory programs in accordance with the objectives of the NGER Act.

The full Privacy Statement for the Department of Climate Change is available online at <http://www.climatechange.gov.au/statements/privacy.html>.

If you have further questions on privacy of information collected under the NGER Act, please contact the Greenhouse and Energy Reporting Office on 1800 018 831.

DECLARATION

The CEO (or equivalent) should read the following declaration and sign below

The NGER legislation mandates that registered corporations or "other persons" declared under s.20 of the NGER Act ("reporting entity's") provide complete and accurate information. It is the reporting entity's responsibility to ensure that information that may or may not be provided in the Report has been calculated in accordance with the NGER legislation.

Under the NGER Act and NGER Regulations, it is the responsibility of the reporting entity to provide the necessary information in their Report even if someone else assists it in preparing that data.



In order to assist reporting entities to comply with their reporting obligations under the NGER Act and NGER Regulations, the Commonwealth has developed the National Greenhouse and Energy Reporting Guidelines (the Reporting Guidelines). The Reporting Guidelines can be used in conjunction with the NGER Technical Guidelines, which were developed to assist stakeholders understand and apply the NGER (Measurement) Determination 2008.

It should be noted that neither the Reporting Guidelines nor the NGER Technical Guidelines constitute legal advice. Reporting entities are encouraged to seek independent advice to find out how the NGER Act and its subordinate legislation applies, as it is the responsibility of each reporting entity to satisfy its statutory obligations.

Reporting entities should not use OSCAR as a substitute for undertaking their own independent review of the information provided in their Reports. OSCAR has some inbuilt checking mechanisms designed to assist reporting entities to submit valid Reports. These checks should not be relied upon to ensure that the data that has been entered into OSCAR, including corporate group structure, is correct and in accordance with the legislative requirements of the NGER Act.

Under sections 19 and 20 of the NGER Act, a reporting entity who fails to provide a Report in compliance with its obligations could be liable for a civil penalty of up to 2,000 penalty units (under the Crimes Act 1914, a penalty unit is equal to \$110). Under section 30 of the NGER Act, a reporting entity may be liable for an additional civil penalty for each day on and after the due date of the Report.

In accordance with section 22 of the NGER Act, a reporting entity is required to maintain records of the activities that it is responsible in order to demonstrate that it has complied with its obligations under the NGER legislation. Records should be retained for a period of 7 years from the end of the year in which the activities took place. Failure to comply with this directive could be punishable by up to 1,000 penalty units.

By signing below, the Chief Executive Officer (or equivalent) as identified above acknowledges the above declaration and that:

- Parts A and B of this Report are being provided by the identified reporting entity in accordance with the NGER legislation;
- either
 - this Report is required for the registered corporation's trigger year (within the meaning of subsections 12(1) or (3) of the NGER Act);
- or
 - the corporation was a registered corporation at the end of the financial year to which the Report relates; or
 - the Report is being provided by an "other person" as declared by the GEDO under s.20 of the NGER Act;
- the validation warnings identified in this Report have been noted;
- the information supplied in Parts A and B of this Report is current, correct and in accordance with the NGER Act 2007, NGER Regulations 2008 and NGER (Measurement) Determination 2008; and
- under Division 137 of the Criminal Code it may be an offence to provide false or misleading information or documents to the GEDO in purported compliance with this Act.

Name of CEO or equivalent (In Full) _____

Signature of CEO or equivalent _____

Date _____



Australian Government
Department of Climate Change

AngloGold Ashanti Australia Limited

ABN: 42 008 737 424

R080725-00020

Once signed, a copy of Part A should be kept for your records. The original Part A should be sent by post so that it is received by the GEDO, at the following address, before your reporting due date. A hardcopy version of Part B does not need to be sent with Part A.

Post: Greenhouse and Energy Data Officer
NGER Office
Department of Climate Change
GPO Box 854
CANBERRA ACT 2601

After the signed copy of Part A is received by the Greenhouse and Energy Reporting Office, the primary contact will be sent a written receipt confirmation that the Report has been received in full.



NATIONAL GREENHOUSE AND ENERGY REPORT

AngloGold Ashanti Australia Limited
FOR THE REPORTING PERIOD 01/07/2008 - 30/06/2009

PART B

Head Office Postal Address:

**PO Box Z5046
PERTH, WA 6000**

Head Office Street Address:

**Level 13 St Martins Tower
44 St Georges Terrace
PERTH, WA 6000**

Reporting under the National Greenhouse and Energy Reporting (NGER) Act 2007

A registered corporation is to submit Part A and B report components, which together comprise the National Greenhouse and Energy Report (the Report), in accordance with section 19 of the NGER Act and regulation 4.02 of the NGER Regulations. This Report contains information in relation to the greenhouse gas emissions, energy production and energy consumption from the operation of facilities under the operational control of the registered corporation or members of the corporation's group during the reporting period.

If this Report is being submitted by an other person as declared by the Greenhouse and Energy Data Officer under s.20 of the NGER Act, the Report only needs to contain the s.19 information that is not in the possession or under control of the registered corporation.

This Report must contain any information specified by the NGER legislation, and data used to compile the Report must be based on the methods specified in the NGER (Measurement) Determination 2008.

Submitting the Report

Part B of this Report is to be completed in the Online System for Comprehensive Activity Reporting (OSCAR), however the Report is not valid until a printed Part A report is subsequently signed and received by the Greenhouse and Energy Reporting Office. The Part A report is only to be signed after Part B has been completed in OSCAR. If the information provided at Part B has been altered after the signing of Part A, the Report will no longer be valid. To ensure that a valid Report has been provided, please check that the version designated on Part A corresponds with that on Part B. A hardcopy version of Part B does not need to be sent along with the signed Part A.

NB: If a registered corporation does not meet a threshold under section 13 of the NGER Act, the data tables in this report will be blank, but group member and facility details will be included with a statement to satisfy legislative requirements.

GREENHOUSE GAS EMISSIONS AND ENERGY TOTALS FOR THE REPORTING PERIOD

The tables below report total scope 1 and scope 2 greenhouse gas emissions (GHG), energy consumed and energy produced by the corporate group if a s.13 threshold is met for the reporting period.



	GHG EMISSIONS			ENERGY	
	Scope 1 (t CO ₂ -e)	Scope 2 (t CO ₂ -e)	Total of Scope 1 and Scope 2 (t CO ₂ -e)	Energy Consumed (GJ)	Energy Produced (GJ)
Actual	139,616	298	139,914	2,611,360	475,012
% Value Converted to Value	0	0	0	0	0
Corporation Total:	139,616	298	139,914	2,611,360	475,012

GHG Scope 1 Emission By Gas (t CO ₂ -e)						
CO ₂ Carbon dioxide	CH ₄ Methane	NO ₂ Nitrous oxide	Perfluorocarbon CF ₄ Tetrafluoro methane	Perfluorocarbon C ₂ F ₆ Hexafluoro ethane	SF ₆ Sulphur hexafluoride	HFCs Hydro fluorocarbons
138,800	431	376	0	0	10	0

REPORTING SMALLER FACILITIES BY ESTIMATING EMISSIONS AND ENERGY (Reg. 4.26)

Smaller facilities that are below GHG emissions or energy levels defined in regulation 4.26 can be reported as an estimated percentage of the corporate group's totals. The values of GHG emissions and energy reported under this regulation are based on the following percentage estimates. GHG emissions and energy data is not required to be reported elsewhere for facilities that are reported under this regulation.

Number of facilities reported as %	GHG Emissions (%)	Energy Produced (%)	Energy Consumed (%)
0	0	0	0

This report contains data that has been measured using the following methods as outlined in the NGER (Measurement) Determination 2008:

- Method 1 Known as the default method, derived from the National Greenhouse Accounts methods and is based on national average estimates

**STATEMENTS**

Any statements below are system generated for Reports prepared under certain provisions in the NGER legislation.

Reporting about incidental emissions and energy (regulation 4.27):

This Report contains greenhouse gas emissions and energy information from facilities that is incidental to the operation of the facility and reported in accordance with NGER regulation 4.27.

The measurement of the production of energy from these sources using another method or criteria in the Determination would cause the corporation significant hardship or expense.

Corporate group threshold met:

The corporate group of AngloGold Ashanti Australia Limited has met a corporate group threshold prescribed in sections 13 (1)(a),(b), or (c) of the NGER Act during the reporting year and is reporting under Divisions 4.3 to 4.5 of the NGER regulations (regulation 4.02(3)(b)).

CORPORATE STRUCTURE (TABLE OF CONTENTS)

Document Reference Number	Entity Name
1	Corporate
2	Sunrise Dam

CEO (or equivalent) details:

Name: Mr Michael Erickson
Position: Senior Vice President - Australia
Address: PO Box Z5046
PERTH, WA 6000

Phone: 08 94254601

Email: merickson@anglogoldashanti.com.au

Contact Person details:

Name: Mr Micheal LeRoy
Position: Vice President Sustainability
Address: PO Box Z5046
PERTH, WA 6000

Phone: 08 94254639

Email: mleroy@anglogoldashanti.com.au

1. Facility - Corporate

The following tables summarise greenhouse gas emissions and energy data for this facility during the reporting period.



GHG EMISSIONS			ENERGY	
Scope 1 (t CO ₂ -e)	Scope 2 (t CO ₂ -e)	Total of Scope 1 and Scope 2 (t CO ₂ -e)	Energy Consumed (GJ)	Energy Produced (GJ)
1,711	298	2,009	25,521	996

GHG Scope 1 Emission By Gas (t CO ₂ -e)						
CO ₂ Carbon dioxide	CH ₄ Methane	NO ₂ Nitrous oxide	Perfluorocarbon CF ₄ Tetrafluoro methane	Perfluorocarbon C ₂ F ₆ Hexafluoro ethane	SF ₆ Sulphur hexafluoride	HFCs Hydro fluorocarbons
1,601	102	8	0	0	0	0

Facility Details

Operational Control: AngloGold Ashanti Australia Limited has operational control over this facility.

Facility Street Address: Level 13 St Martins Tower 44 St Georges Terrace PERTH, WA 6000

Geographic Coordinates: 31.571°S, 115.513°E

Region: WA

ANZSIC Code: 080

Division: Mining

Subdivision: Metal Ore Mining

Group: Metal Ore Mining

Class:

Number of days with Operational Control: 365

Facility Data

GREENHOUSE GAS EMISSIONS

**Scope 1**

Source Name	Activity Data Name	Activity Data Context Name	Criteria	Amount	Units	Energy Content Factor	Energy Content	Emission Factors	Gases	Method	Scope 1 t CO ₂ -e Carbon Dioxide Equivalent.
Electricity	Diesel Oil	Non-transport	A	47.272	kL	38.6	1824.69 92	69.2	CO ₂	Method 1	126
								0.1	CH ₄	Method 1	0
								0.2	NO ₂	Method 1	0
Other Stationary	Diesel Oil	Non-transport	A	410.99	kL	38.6	15864.2 14	69.2	CO ₂	Method 1	1,098
								0.1	CH ₄	Method 1	2
								0.2	NO ₂	Method 1	3
Other Stationary	Petroleum based greases	Non-transport	A	0.618	kL	38.8	23.9784	27.9	CO ₂	Method 1	1
								0	CH ₄	Method 1	0
								0	NO ₂	Method 1	0
Other Stationary	Petroleum based oils (other than petroleum based oil as fuel)	Non-transport	A	6.183	kL	38.8	239.900 4	27.9	CO ₂	Method 1	7
								0	CH ₄	Method 1	0
								0	NO ₂	Method 1	0
Transport	Diesel Oil	Transport	A	138.306	kL	38.6	5338.61 16	69.2	CO ₂	Method 1	369
								0.2	CH ₄	Method 1	1
								0.5	NO ₂	Method 1	3
TOTAL:											1,610

Greenhouse Gas Emissions

**Domestic and commercial wastewater**

Activity type	Activity context	Criteria	Amount	Unit	Gas	Method	Total t CO ₂ -e Carbon Dioxide Equivalent.
Wastewater handling (domestic and commercial)	Waste	N/A	N/A	N/A	CH ₄	Method 1	6
					NO ₂	Method 1	2
TOTAL:							7

Source Information

Name	Entered Amount	Unit
Population	60	
COD in wastewater anaerobically treated	30	%
COD removed as sludge	0	%
Methane Flared	0	tonnes
% COD sludge treated	0	%
COD transferred off site and disposed at a site other than landfill	0	tonnes
COD in sludge anaerobically treated	0	%
Methane CO ₂ -e generated from the decomposition of COD	0	tonnes
COD in effluent leaving the plant	0	tonnes
COD transferred off site and disposed at landfill	0	tonnes
Nitrogen in sludge transferred to landfill	0	tonnes
Nitrogen in sludge transferred to location other than landfill	0	tonnes
Nitrogen leaving the plant in effluent	0	tonnes
COD measured entering treatment site	0	tonnes
Methane CO ₂ -e captured for production of electricity on site	0	tonnes
Methane CO ₂ -e captured and transferred off site	0	tonnes

**Solid waste disposal on land**

Activity type	Activity context	Criteria	Amount	Unit	Gas	Method	Total t CO ₂ -e Carbon Dioxide Equivalent.
Emissions released from landfills (other than flaring of methane)	Waste		N/A	N/A	CH ₄	Method 1	94
TOTAL:							94

Source Information

Name	Entered Amount	Unit
Years of Operation	2	
Average Annual amount of disposal of solid waste	2079	tonnes
Waste entering landfill	2079	tonnes
Waste entering landfill from municipal sources	541	tonnes
Waste entering landfill from commercial and industrial sources	353	tonnes
Waste entering landfill from construction sources	1185	tonnes
Methane captured for combustion	0	tonnes
Methane flared	0	tonnes
Methane captured and transferred off site	0	tonnes
Month in which decay process commences	7	

Name	Municipal (%)	Commercial & Industrial (%)	Construction (%)
Food	26	6	0
Paper	26	55	3
Garden	10	3	2
Wood	2	14	6
Textiles	4	2	0
Sludge	0	3	0
Nappies	6	0	0
Rubber & Leather	0	1	0
Concrete, Metal, Plastic & Glass	26	16	89
Total:	100	100	100

**Scope 2**

Source Name	Activity Data Name	Activity Data Context Name	Criteria	Amounts	Units	Scope2 t CO ₂ -e Carbon Dioxide Equivalent.
Energy commodities	Electricity	Energy commodity		342,745	kWh	298
Energy commodities	Electricity (not from grid)	Energy commodity		276,674	kWh	0
TOTAL:						298

ENERGY PRODUCTION**Electricity Production**

Methods of Production	Criteria	Produced for the operation of the facility	Units	Produced for use outside the operation of the facility	Units	Produced for supply to an electricity transmission or distribution network	Units	Converted Amount (GJ)
Electricity (thermal generation)		276,674	kWh					996
TOTAL:								996

ENERGY CONSUMPTION



Energy consumed by means of combustion for producing electricity

Source Name	Activity Type	Activity type context	Usage	Criteria	Amount	Units	Energy Content Factor	Converted Amount
Electricity	Diesel Oil	Non-transport	Combusted	A	47.272	kL	38.6	1,825
TOTAL:								1,825

Energy consumed by means of combustion for transport

Source Name	Activity Type	Activity type context	Usage	Criteria	Amount	Units	Energy Content Factor	Converted Amount
Transport	Diesel Oil	Transport	Combusted	A	138.306	kL	38.6	5,339
TOTAL:								5,339

Energy consumed by means of combustion for a purpose other than producing electricity, producing a chemical or metal product or for transport

Source Name	Activity Type	Activity type context	Usage	Criteria	Amount	Units	Energy Content Factor	Converted Amount
Other Stationary	Petroleum based oils (other than petroleum based oil as fuel)	Non-transport	Combusted	A	6.183	kL	38.8	240
Other Stationary	Petroleum based greases	Non-transport	Combusted	A	0.618	kL	38.8	24
Other Stationary	Diesel Oil	Non-transport	Combusted	A	410.99	kL	38.6	15,864
TOTAL:								16,128

Energy consumed by means other than combustion

Source Name	Activity Type	Activity type context	Usage	Criteria	Amount	Units	Energy Content Factor	Converted Amount
Energy commodities	Electricity	Energy commodity	Combusted		342,745	kWh	0.004	1,234
Energy commodities	Electricity (not from grid)	Energy commodity	Combusted		276,674	kWh	0.004	996
TOTAL:								2,230



Summary Table

Categories	Converted Amount	Units
Amount of energy consumed by means of combustion	23,291	GJ
Energy consumed by means other than combustion	2,230	GJ
TOTAL:	25,521	GJ



2. Facility - Sunrise Dam

The following tables summarise greenhouse gas emissions and energy data for this facility during the reporting period.

GHG EMISSIONS			ENERGY	
Scope 1 (t CO ₂ -e)	Scope 2 (t CO ₂ -e)	Total of Scope 1 and Scope 2 (t CO ₂ -e)	Energy Consumed (GJ)	Energy Produced (GJ)
137,905	0	137,905	2,585,839	474,016

GHG Scope 1 Emission By Gas (t CO ₂ -e)						
CO ₂ Carbon dioxide	CH ₄ Methane	NO ₂ Nitrous oxide	Perfluorocarbon CF ₄ Tetrafluoro methane	Perfluorocarbon C ₂ F ₆ Hexafluoro ethane	SF ₆ Sulphur hexafluoride	HFCs Hydro fluorocarbons
137,199	328	368	0	0	10	0

Facility Details

Operational Control: AngloGold Ashanti Australia Limited has operational control over this facility.

Facility Street Address: Bindah Rd Via Laverton LAVERTON, WA 6440

Geographic Coordinates:

Region: WA

ANZSIC Code:

Division:

Subdivision:

Group:

Class:

**Number of days with
Operational Control:** 365



Incidental Emissions and Energy

GHG EMISSIONS			ENERGY	
Scope 1 (t CO ₂ -e)	Scope 2 (t CO ₂ -e)	Total of Scope 1 and Scope 2 (t CO ₂ -e)	Energy Consumed (GJ)	Energy Produced (GJ)
68	0	68	2,090	0

GHG Scope 1 Emission By Gas (t CO ₂ -e)						
CO ₂ Carbon dioxide	CH ₄ Methane	NO ₂ Nitrous oxide	Perfluorocarbon CF ₄ Tetrafluoro methane	Perfluorocarbon C ₂ F ₆ Hexafluoro ethane	SF ₆ Sulphur hexafluoride	HFCs Hydro fluorocarbons
58	0	0	0	0	10	0

List of Contractors

Name	Identifier	GHG Emissions (t CO ₂ -e)	Consumption of Energy (TJ)	Production of Energy (TJ)
Downer EDI Mining Pty Ltd	ABN: 49 004 142 223	42,416	610	0
Energy Generation Pty Ltd	ABN: 82 009 017 458	79,865	1,263	474
GRAND TOTAL:		122,281	1,873	474

Facility Data

GREENHOUSE GAS EMISSIONS



Scope 1

Source Name	Activity Data Name	Activity Data Context Name	Criteria	Amount	Units	Energy Content Factor	Energy Content	Emission Factors	Gases	Method	Scope1 t CO ₂ -e Carbon Dioxide Equivalent.
Electricity	Diesel Oil	Non-transport	A	21,451.57	kL	38.6	828030.602	69.2	CO ₂	Method 1	57,300
								0.1	CH ₄	Method 1	83
								0.2	NO ₂	Method 1	166
Electricity	Liquefied natural gas	Non-transport	A	434,777	GJ	1	434777	51.2	CO ₂	Method 1	22,261
								0.1	CH ₄	Method 1	43
								0.03	NO ₂	Method 1	13
Other Stationary	Diesel Oil	Non-transport	A	20,419.763	kL	38.6	788202.8518	69.2	CO ₂	Method 1	54,544
								0.1	CH ₄	Method 1	79
								0.2	NO ₂	Method 1	158
Other Stationary	Liquefied petroleum gas	Non-transport	A	665.248	kL	25.7	17096.8736	59.6	CO ₂	Method 1	1,019
								0.1	CH ₄	Method 1	2
								0.2	NO ₂	Method 1	3
Other Stationary	Petroleum based oils (other than petroleum based oil as fuel)	Non-transport	A	538.6	kL	38.8	20897.68	27.9	CO ₂	Method 1	583
								0	CH ₄	Method 1	0
								0	NO ₂	Method 1	0
Transport	Diesel Oil	Transport	A	537.001	kL	38.6	20728.2386	69.2	CO ₂	Method 1	1,434
								0.2	CH ₄	Method 1	4
								0.5	NO ₂	Method 1	10
TOTAL:											137,701



Incidental For Scope 1

Source Name	Activity Data Name	Activity Data Context Name	Criteria	Amount	Units	Energy Content Factor	Energy Content	Emission Factors	Gases	Method	Scope1 t CO ₂ -e Carbon Dioxide Equivalent.
Other Stationary	Petroleum based greases	Non-transport	BBB	53.86	kL	38.8	2089.768	27.9	CO ₂	Method 1	58
								0	CH ₄	Method 1	0
								0	NO ₂	Method 1	0
TOTAL:											58

Greenhouse Gas Emissions

**Domestic and commercial wastewater**

Activity type	Activity context	Criteria	Amount	Unit	Gas	Method	Total t CO ₂ -e Carbon Dioxide Equivalent.
Wastewater handling (domestic and commercial)	Waste	N/A	N/A	N/A	CH ₄	Method 1	60
					NO ₂	Method 1	18
TOTAL:							78

Source Information

Name	Entered Amount	Unit
Population	640	
COD in wastewater anaerobically treated	30	%
COD removed as sludge	0	%
Methane Flared	0	tonnes
% COD sludge treated	0	%
COD transferred off site and disposed at a site other than landfill	0	tonnes
COD in sludge anaerobically treated	0	%
Methane CO ₂ -e generated from the decomposition of COD	0	tonnes
COD in effluent leaving the plant	0	tonnes
COD transferred off site and disposed at landfill	0	tonnes
Nitrogen in sludge transferred to landfill	0	tonnes
Nitrogen in sludge transferred to location other than landfill	0	tonnes
Nitrogen leaving the plant in effluent	0	tonnes
COD measured entering treatment site	0	tonnes
Methane CO ₂ -e captured for production of electricity on site	0	tonnes
Methane CO ₂ -e captured and transferred off site	0	tonnes



Incidental for Gas Insulated Switch Gear and Circuit Breaker Application

Activity type	Activity context	Criteria	Amount	Unit	Gas	Method	Total t CO ₂ -e Carbon Dioxide Equivalent.
Gas insulated switchgear and circuit breaker applications – SF6 stock	Synthetic Gases	BBB	1,912	tonnes	SF ₆	Method 1	10
TOTAL:							10

Source Information

**Solid waste disposal on land**

Activity type	Activity context	Criteria	Amount	Unit	Gas	Method	Total t CO ₂ -e Carbon Dioxide Equivalent.
Emissions released from landfills (other than flaring of methane)	Waste		N/A	N/A	CH ₄	Method 1	58
TOTAL:							58

Source Information

Name	Entered Amount	Unit
Years of Operation	2	
Average Annual amount of disposal of solid waste	1285	tonnes
Waste entering landfill	1285	tonnes
Waste entering landfill from municipal sources	334	tonnes
Waste entering landfill from commercial and industrial sources	218	tonnes
Waste entering landfill from construction sources	732	tonnes
Methane captured for combustion	0	tonnes
Methane flared	0	tonnes
Methane captured and transferred off site	0	tonnes
Month in which decay process commences	7	

Name	Municipal (%)	Commercial & Industrial (%)	Construction (%)
Food	26	6	0
Paper	26	55	3
Garden	10	3	2
Wood	2	14	6
Textiles	4	2	0
Sludge	0	3	0
Nappies	6	0	0
Rubber & Leather	0	1	0
Concrete, Metal, Plastic & Glass	26	16	89
Total:	100	100	100

**Scope 2**

Source Name	Activity Data Name	Activity Data Context Name	Criteria	Amounts	Units	Scope2 t CO ₂ -e Carbon Dioxide Equivalent.
Energy commodities	Electricity (not from grid)	Energy commodity		131,671,084	kWh	0
TOTAL:						0

ENERGY PRODUCTION

Electricity Production

Methods of Production	Criteria	Produced for the operation of the facility	Units	Produced for use outside the operation of the facility	Units	Produced for supply to an electricity transmission or distribution network	Units	Converted Amount (GJ)
Electricity (thermal generation)		131,671,084	kWh					474,016
TOTAL:								474,016

ENERGY CONSUMPTION



Energy consumed by means of combustion for producing electricity

Source Name	Activity Type	Activity type context	Usage	Criteria	Amount	Units	Energy Content Factor	Converted Amount
Electricity	Liquefied natural gas	Non-transport	Combusted	A	434,777	GJ	1	434,777
Electricity	Diesel Oil	Non-transport	Combusted	A	21,451.57	kL	38.6	828,031
TOTAL:								1,262,808

Energy consumed by means of combustion for transport

Source Name	Activity Type	Activity type context	Usage	Criteria	Amount	Units	Energy Content Factor	Converted Amount
Transport	Diesel Oil	Transport	Combusted	A	537.001	kL	38.6	20,728
TOTAL:								20,728

Energy consumed by means of combustion for a purpose other than producing electricity, producing a chemical or metal product or for transport

Source Name	Activity Type	Activity type context	Usage	Criteria	Amount	Units	Energy Content Factor	Converted Amount
Other Stationary	Petroleum based oils (other than petroleum based oil as fuel)	Non-transport	Combusted	A	538.6	kL	38.8	20,898
Other Stationary	Diesel Oil	Non-transport	Combusted	A	20,419.763	kL	38.6	788,203
Other Stationary	Liquefied petroleum gas	Non-transport	Combusted	A	665.248	kL	25.7	17,097
TOTAL:								826,197

Incidental For Energy consumed by means of combustion for a purpose other than producing electricity, producing a chemical or metal product or for transport

Source Name	Activity Type	Activity type context	Usage	Criteria	Amount	Units	Energy Content Factor	Converted Amount
Other Stationary	Petroleum based greases	Non-transport	Combusted	BBB	53.86	kL	38.8	2,090
TOTAL:								2,090

Energy consumed by means other than combustion

Source Name	Activity Type	Activity type context	Usage	Criteria	Amount	Units	Energy Content Factor	Converted Amount
Energy commodities	Electricity (not from grid)	Energy commodity	Combusted		131,671,084	kWh	0.004	474,016
TOTAL:								474,016



Summary Table

Categories	Converted Amount	Units
Amount of energy consumed by means of combustion	2,111,823	GJ
Energy consumed by means other than combustion	474,016	GJ
TOTAL:	2,585,839	GJ



UNCERTAINTY LEVELS

Chapter 8 of the NGER (Measurement) Determination requires uncertainty to be assessed for emissions estimates so that a range for statistical uncertainty is provided within a 95% confidence level. The NGER Act and Regulations do not currently require uncertainty to be reported, however GHG Protocols require the assessment of uncertainty of emissions estimates. Calculations made to determine uncertainty may be reported in the "Comments" tab within OSCAR.





The NGER Determination currently sets out the uncertainty levels for emissions factors under Method 1 reporting, and ongoing refinements of the Determinations will include uncertainty levels for activities and energy content to enhance Method 1 calculations. If there are no specific guidelines in the determination, uncertainty of emissions estimates is to be assessed in accordance with the GHG protocol guidance on uncertainty assessment in the GHG inventories and calculating statistical parameter uncertainty (September 2003). Further guidance on calculating uncertainty is provided in the NGER (Measurement) Determination.

ADDITIONAL INFORMATION

Any further information you may wish to provide can be added to the "Comments" tab in OSCAR. Information provided may or may not be used by the GEDO and authorised staff, and will only be used in accordance with the NGER Act or as otherwise required by law.

VALIDATION WARNINGS

This Report contains 4 unresolved warnings which are listed below:

Entity Name	TOC ID	Entity Type	Status	Source / Activity type	Validation Message
Sunrise Dam	1	Facility		Solid waste disposal on land	Mandatory source data has not been entered in the "Other Source Data" tab at the facility entity
Sunrise Dam	1	Facility		Solid waste disposal on land	Optional data required to perform a calculation have not been entered in the "Other Source Data" tab at the facility entity
Corporate	2	Facility		Solid waste disposal on land	Mandatory source data has not been entered in the "Other Source Data" tab at the facility entity
Corporate	2	Facility		Solid waste disposal on land	Optional data required to perform a calculation have not been entered in the "Other Source Data" tab at the facility entity



Australian Government
Department of Climate Change

AngloGold Ashanti Australia Limited

ABN: 42 008 737 424
R080725-00020

NATIONAL GREENHOUSE AND ENERGY REPORT

AngloGold Ashanti Australia Limited

FOR THE REPORTING PERIOD 01/07/2008 - 30/06/2009

PART C

HEAD OFFICE POSTAL ADDRESS:

PO Box Z5046
PERTH, WA 6000

HEAD OFFICE STREET ADDRESS:

Level 13 St Martins Tower
44 St Georges Terrace
PERTH, WA 6000

CEO: Mr Michael Erickson

Address: PO Box Z5046
PERTH, WA 6000

Phone: 08 94254601

Email: merickson@anglogoldashanti.com.au

Contact Person: Mr Micheal LeRoy

Position: Vice President Sustainability

Address: PO Box Z5046
PERTH, WA 6000

Phone: 08 94254639

Email: mleroy@anglogoldashanti.com.au

STATEMENT:

AngloGold Ashanti Australia Limited wishes to include as part of its National Greenhouse and Energy Report the following 0 attachments:

No.	File Name	Description
-----	-----------	-------------